
Investing Professionally in the Middle East

Mashreq Capital Conventional and Global
Funds

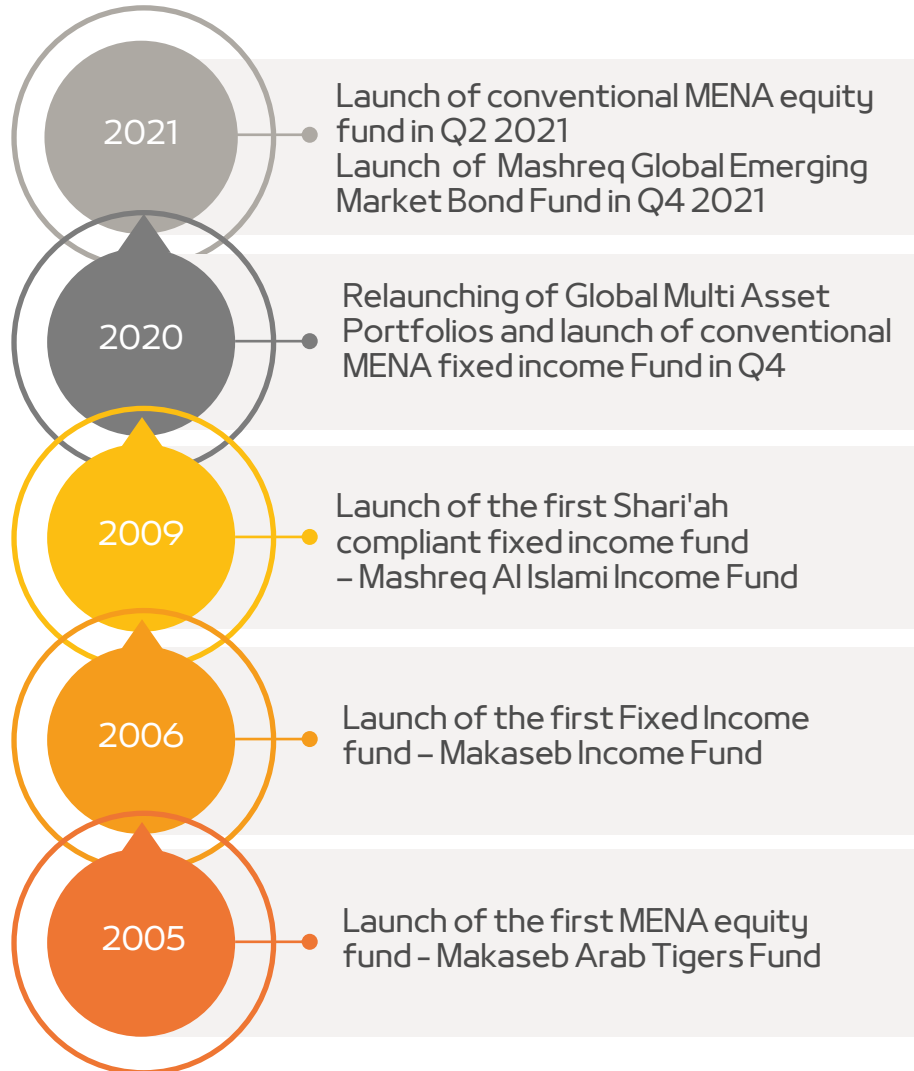
SEPTEMBER 2024

Contents

1	Overview of Mashreq Capital	3-7
	1.1 About Mashreq Capital	4
	1.2 Mashreq Values, Vision and Mission	5
	1.3 Why Invest with Mashreq Capital	6
	1.4 Breakdown of AUM by Client Type & Strategy	7
2	Value Proposition to Our Clients	8-16
	2.1 Values & Infrastructure	9
	2.2 Investment Team	11
	2.3 Investment Process	12
	2.4 Awards & Ratings	16
3	Risk Management Process	17-18
4	Mashreq MENA Fixed Income Fund	19-23
5	Mashreq MENA Equity Fund	24-28
6	Mashreq Global Emerging Market Bond Fund	29-33
7	Mashreq Global Conservative Fund	34-36
8	Mashreq Global Balanced Fund	37-39
9	Mashreq Global Growth Fund	40-42
10	Appendix A: Organizational Chart & Board of Directors	43-45
11	Appendix B: Investment Committee	46-47
12	Appendix C: Investment Team Profiles	48-50
13	Contact Us & Disclaimer	51

1. Overview of Mashreq Capital

1.1 About Mashreq Capital



Mashreq Capital (DIFC) Ltd (Mashreq Capital):

- Mashreq Bank PSC's Asset Management business was established in 2004
- Mashreq Capital is an 100%-owned asset management subsidiary of Mashreq Bank PSC ('Mashreq') and was established in 2006 in order to scale Mashreq's Asset Management business
- Mashreq Capital has unlimited support and backing by Mashreq Bank PSC
- Regulated by the Dubai Financial Service Authority (DFSA) with a category 2 license
- Currently managing seven public funds and a number of Discretionary Portfolios for institutional investors and Ultra High Net Worth Individuals
- Long track record in managing MENA equity and fixed income funds
- State of the art infrastructure in portfolio management and reporting
- Strong ability in customizing portfolios to client needs

1.2 Mashreq Values, Vision and Mission



1.3 Why Invest with Mashreq Capital?



MASHREQ CAPITAL WAS RANKED IN FORBES TOP 30 BIGGEST ASSET MANAGERS IN THE MIDDLE EAST IN 2024



Regional expertise –

A proven and long standing track record in managing public funds and discretionary mandates since 2005



Longest verified track record

- Conventional Equity Fund (launched 2005), Conventional FI Fund (launched 2006) and Sukuk Fund (launched 2009)



Performance -

Consistently one of the best performing funds in the market



Tailored Fixed Income Strategies - To suit each investor's risk/ return targets



Best execution & lower trading costs - By directly accessing major counterparties in the market



Team based approach - Where key man risk is eliminated – Guarantees continuity and performance of the fund



State of the art infrastructure



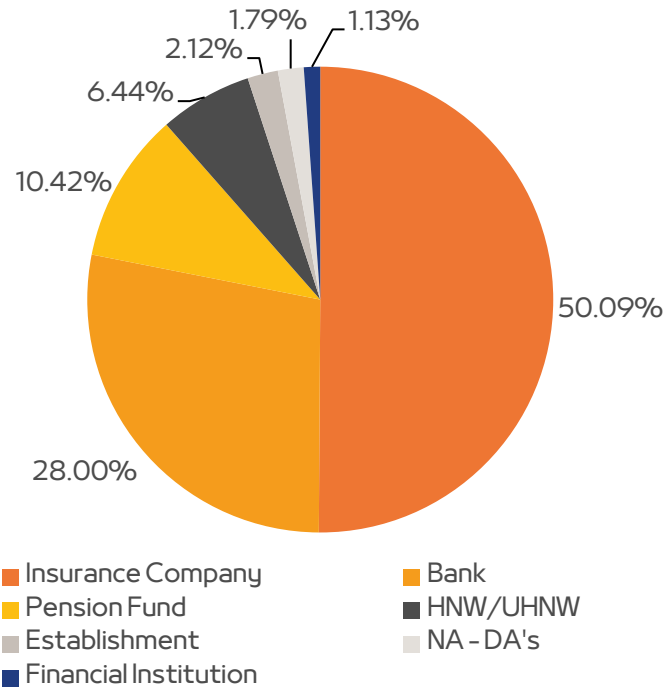
Full backing and support by Mashreq bank



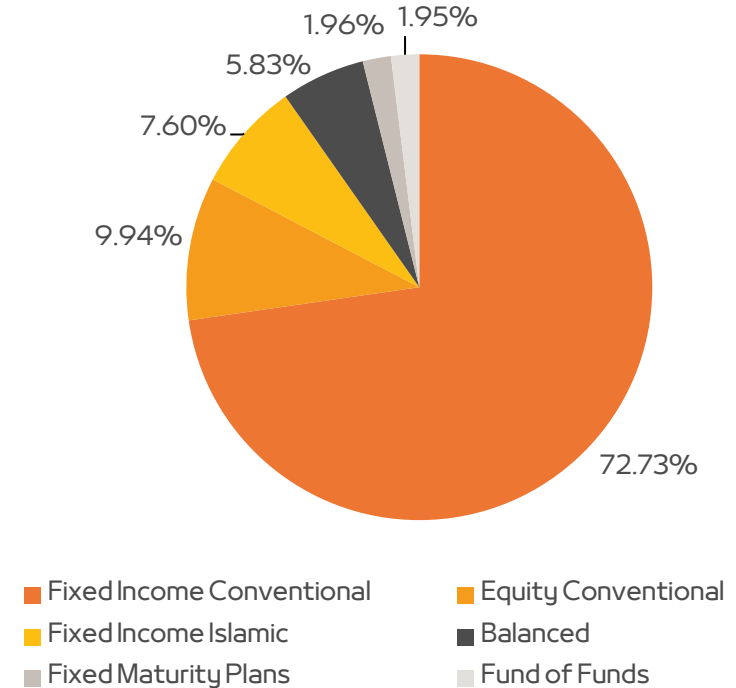
Mashreq Group entities are the largest investor in Mashreq Capital offerings

1.4 Breakdown of Assets under Management by Client Type & Strategy

By Client Type



By Strategy

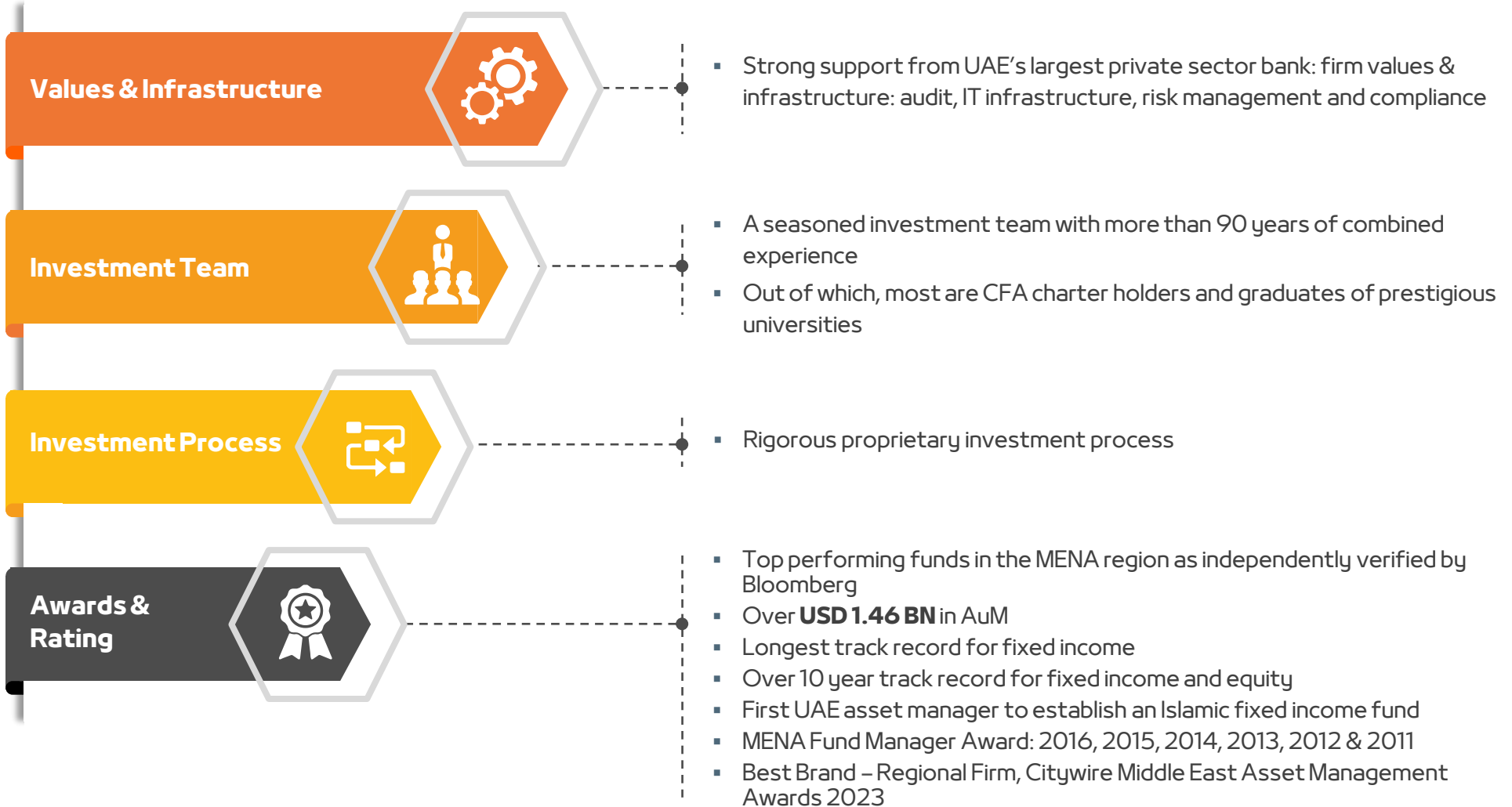


- Total AuM of over 1.46 BN USD distributed over investment strategies throughout the global markets with emphasis in the MENA region
- The total AUM of GCC equities is over 144.65 MM USD and of Fixed income bonds, Conventional and Islamic is over 1.20 BN USD
- The total AUM of balanced strategy is over 84.82 MM USD
- Around 50% of our total fixed income assets under management are comprised of Shariah-compliant securities

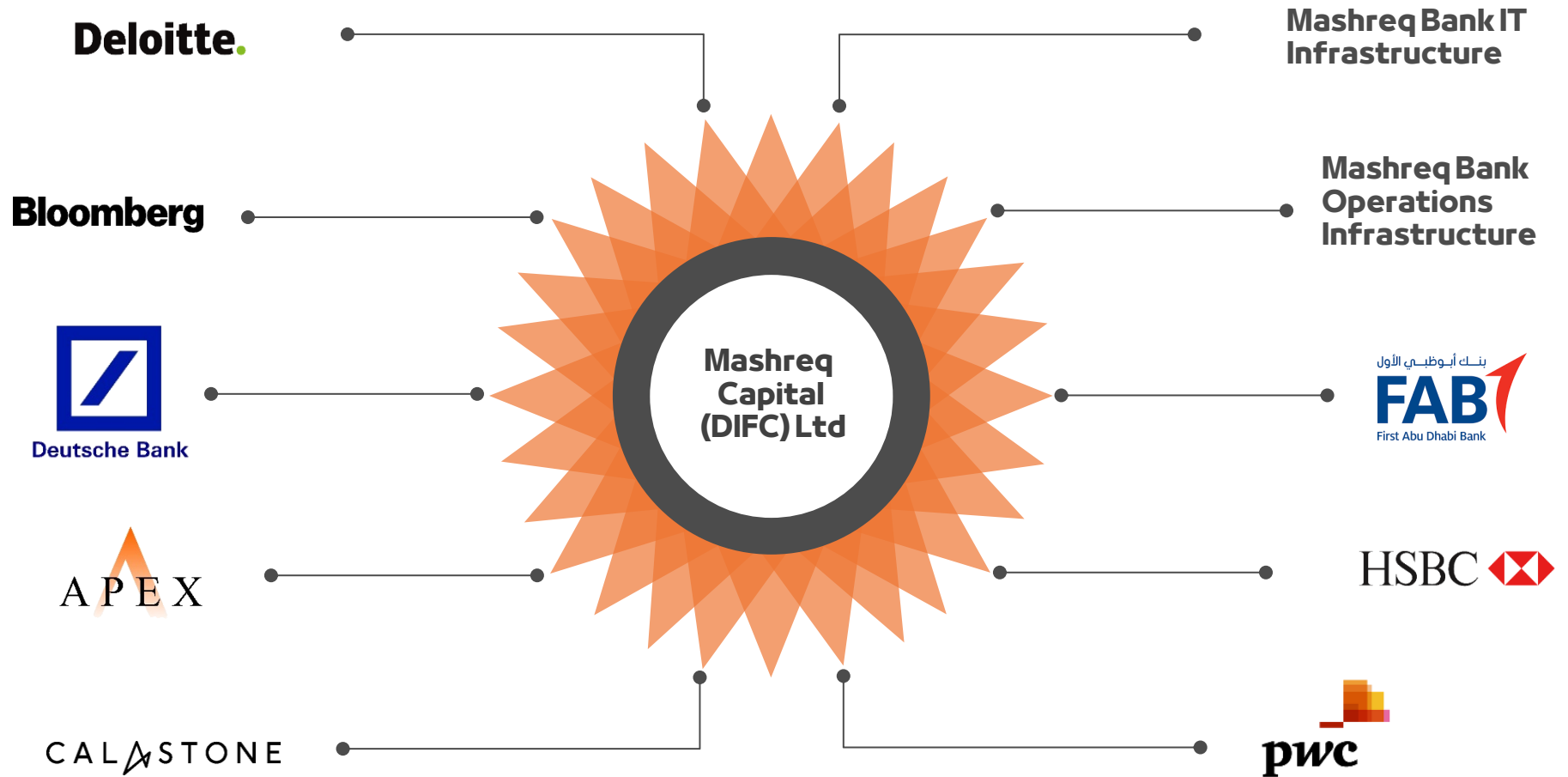
Note: AUM numbers are as of September 30, 2024.

2. Value Proposition to Our Clients

2.1 Values & Infrastructure

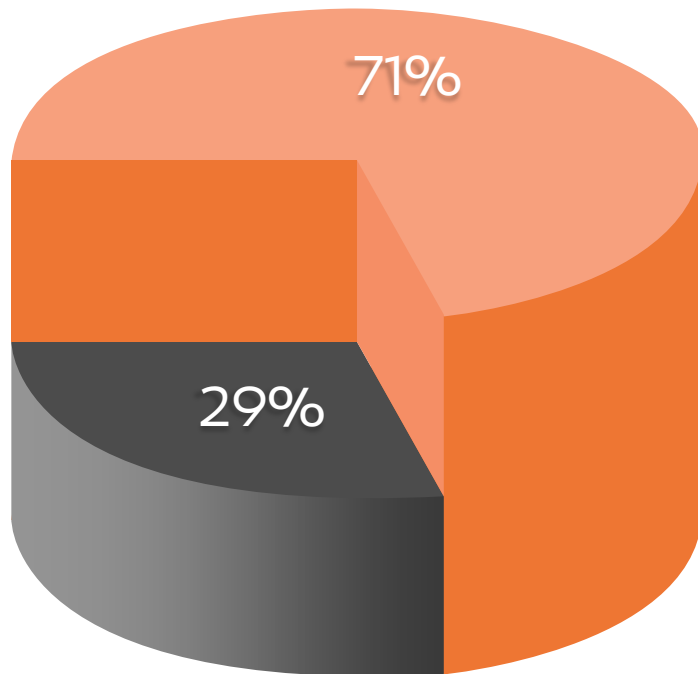


2.1.1 State of the Art Infrastructure



2.2 Experienced & Diverse Investment Team

Team Diversity



■ Asia

■ Europe

15 years of experience on average

CFA Status

CFA charter holders:

57%

2.3.1 Investment Philosophy

Dynamic Approach

Investment opportunities vary according to ever-changing markets and economic conditions and require ***adaptive strategies*** that follow a ***strict investment process***

Strong Risk Management

Risk management is an ***integral part*** of the investment process, as it helps to ***provide diversification*** across active strategies, a constant ***trading discipline*** and downside protection at both trade and portfolio levels



Research based conviction

Rigorous in-depth research is the key to exploit the investment opportunities and generate ***consistent out-performance***

Collaborative Efforts

A ***culture of debating and evaluating*** a large set of viewpoints as well as constantly questioning "consensus views" is essential to be one step ahead of the crowd and deliver ***superior risk-adjusted returns***

2.3.2 Investment Process - Overview

Investment Analysis

- Fundamentals: top-down & bottom-up research
- Sentiment: liquidity, supply & demand
- Valuation: risk/ return profile, size of risk premia
- Quant models

Portfolio Construction

- Build portfolio with strategies
- Attune strategy to client objectives
- Risk budgeting methodology
- Best execution



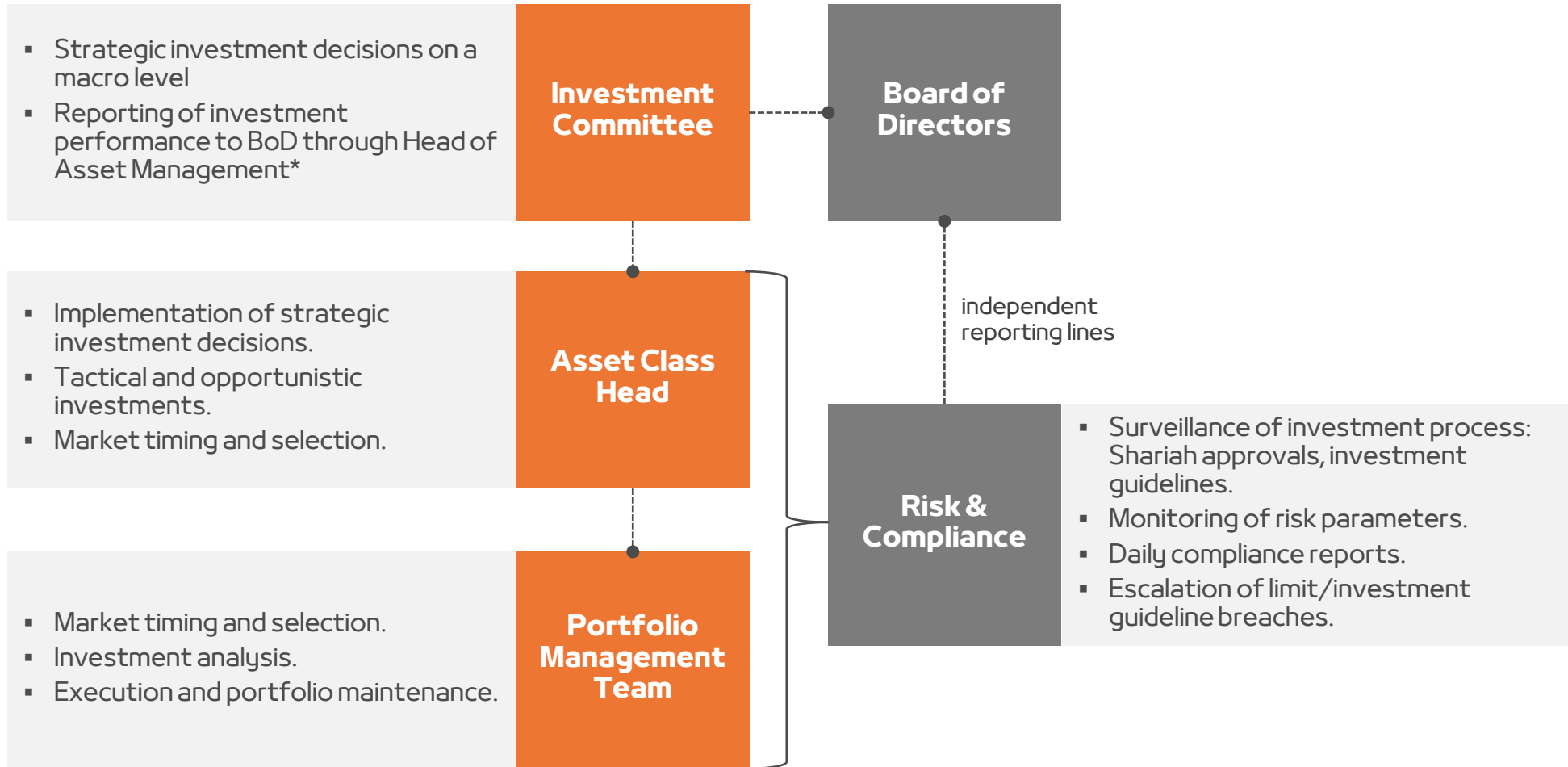
Risk Management

- Trade- & portfolio-level stops
- Compliance checks
- Internal guidelines and limits
- System infrastructure & business continuity plan

Ongoing Monitoring

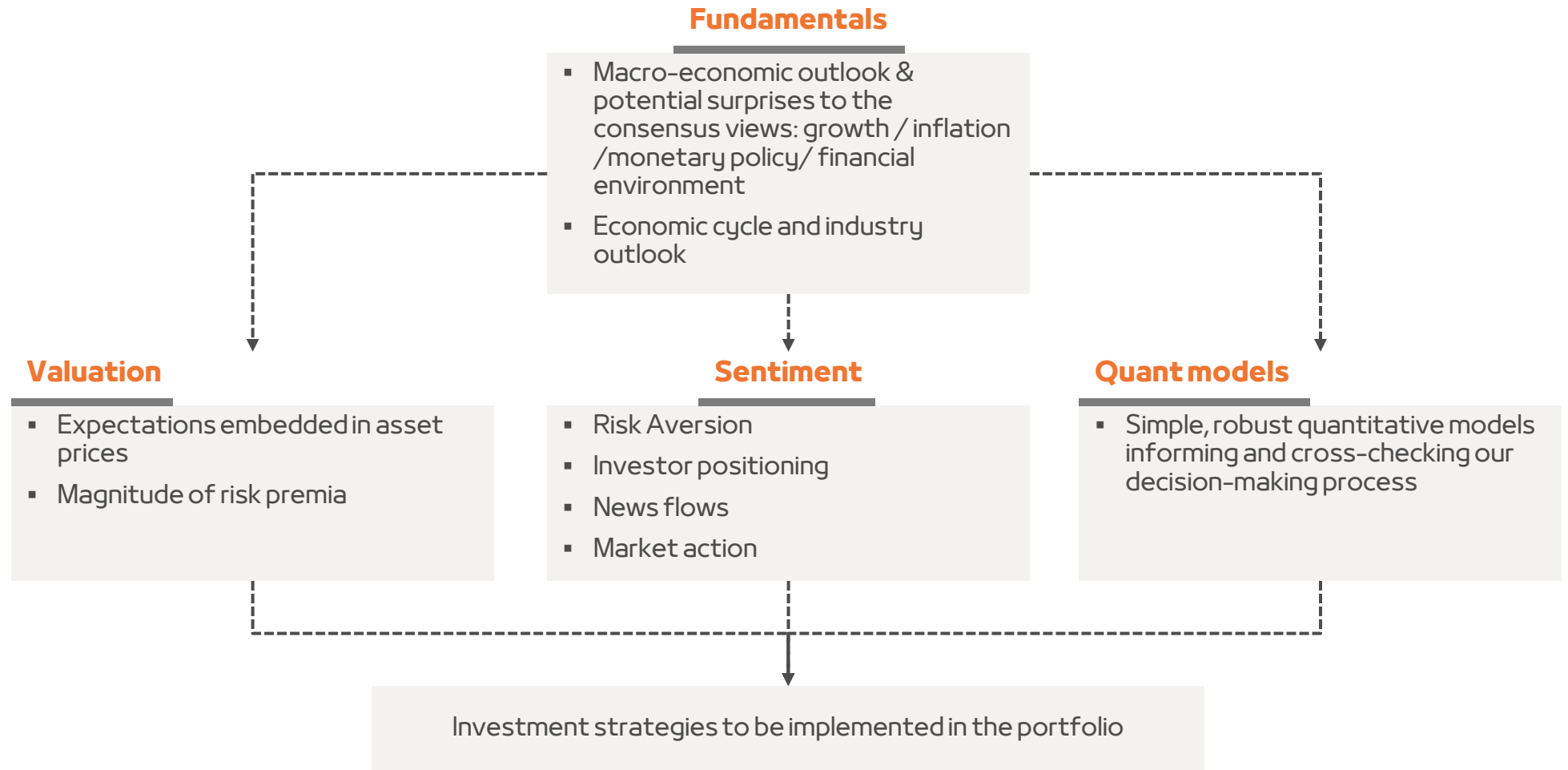
- Measure, monitor and control portfolio's risk level
- Monitor investment thesis & strategy parameters
- Performance attribution
- Feedback into scenario analysis

2.3.3 Investment Process - Responsibilities



*The board of directors is not involved in day to day investment decisions but receives regular business updates about all client mandates with target returns and actual returns. Any positive/negative deviation is also explained. The board would take action if investment performance shows weaknesses.

2.3.4 Investment Strategy - Overview



2.4 Awards and Ratings



Categories:

- **Makaseb Income Fund:** Best Fund Performance over 5 Years



Categories:

- **Mashreq Al Islami Income Fund:** Best Shari'ah Compliant Fund of the Year
- **Moody's MQ2 Rating** for very good asset manager characteristics



Categories:

- **Makaseb Income Fund:** Fixed Income Fund for 3 year performance
- **Mashreq Al Islami Income Fund:** Shari'ah Compliant Fund of the Year



Categories:

- **Makaseb Income Fund:** Fixed Income Fund for 1 year performance
- **Makaseb Income Fund:** Fixed Income Fund for 3 year performance
- **Makaseb Arab Tigers Fund:** MENA Equity Fund of the year
- **Makaseb Arab Tigers Fund:** MENA Equity Fund for 3 year performance
- **Mashreq Al Islami Income Fund** Highly Commended Sukuk Fund



Categories:

- **Makaseb Income Fund:** Fixed Income Fund for 3 year performance
- **Makaseb Arab Tigers Fund:** MENA Equity Fund of the year
- **Makaseb Arab Tigers Fund:** MENA Equity Fund for 3 year performance

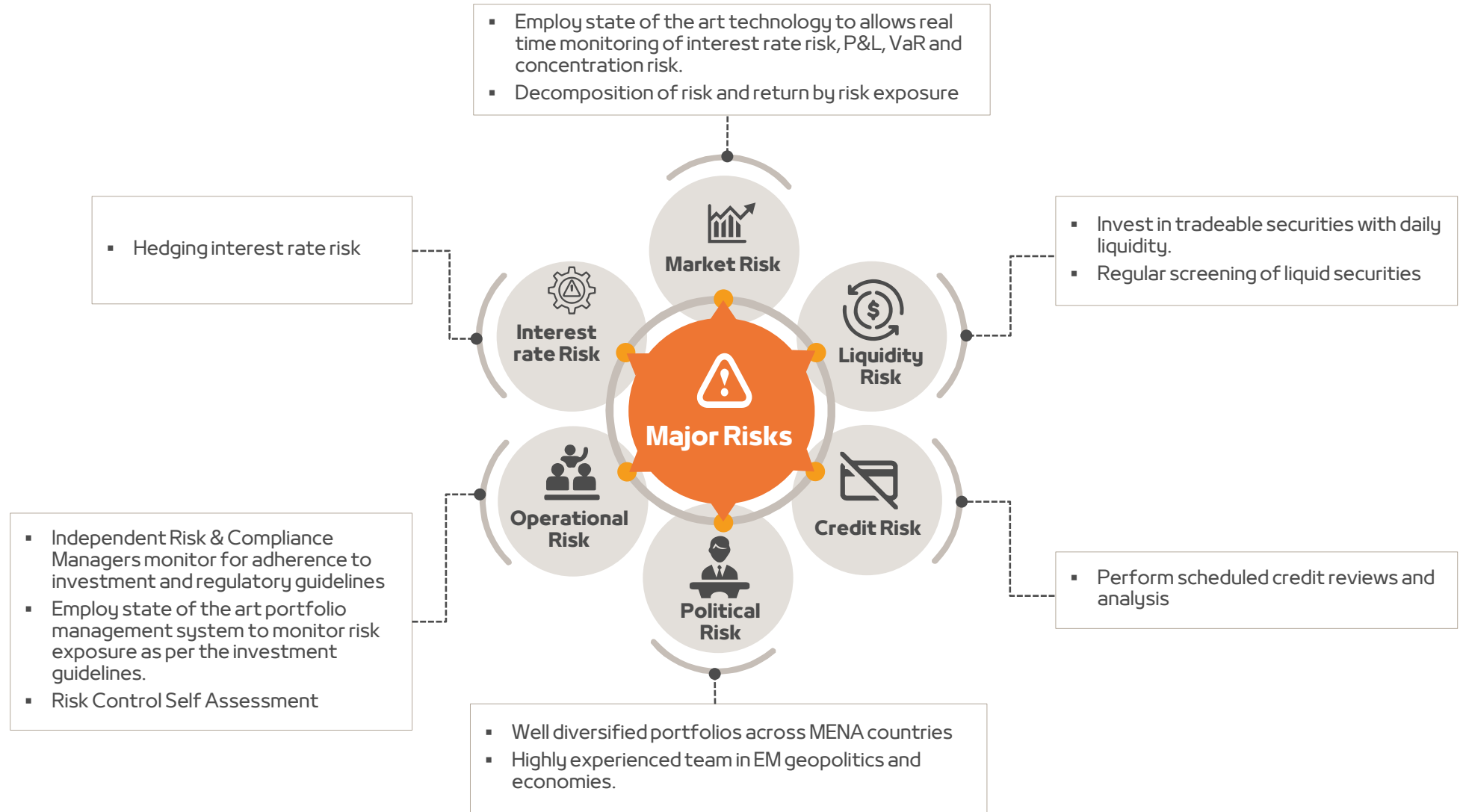


Categories:

- **Mashreq Al Islami Income Fund:** Fixed Income Fund of the Year

3. Risk Management Process

3.1 Risk Management Process



4. Mashreq MENA Fixed Income Fund

Mashreq MENA Fixed Income Fund

NAV at Sep 30, 2024

Fund Objective:

The Fund's strategy is to generate a total return by identifying attractive fixed and floating rate income securities from the MENA region. For diversification, the Fund will selectively consider investments outside of the MENA region. The Fund is actively managed to align its strategy to changing macro and monetary trends.

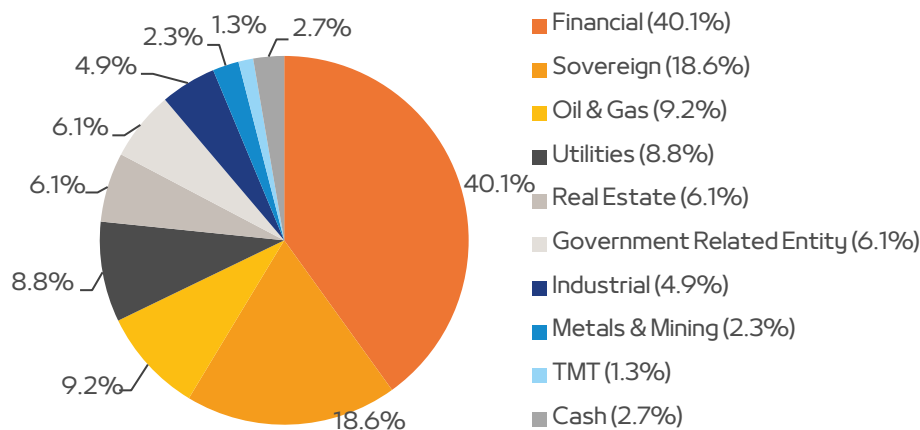
AA Shares	BI USD Shares	BI AED Shares	CA USD Shares
9.88	8.22	8.22	10.26

Top Holdings

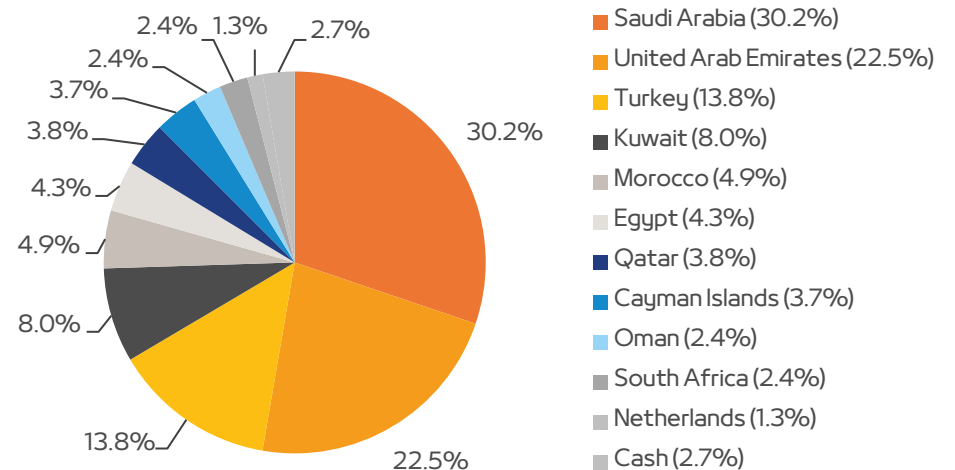
ElG Pearl Holdings	9.2%
GreenSaif Pipelines	8.8%
Kingdom of Saudi Arabia	8.3%
Office Cherifien des Phosphates	4.9%
Arab Republic of Egypt	4.3%

Industry and Regional Allocation

Industry Allocation



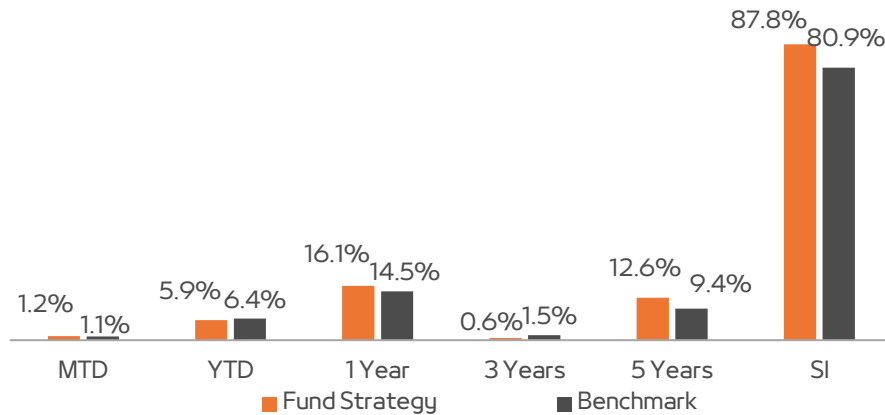
Regional Allocation



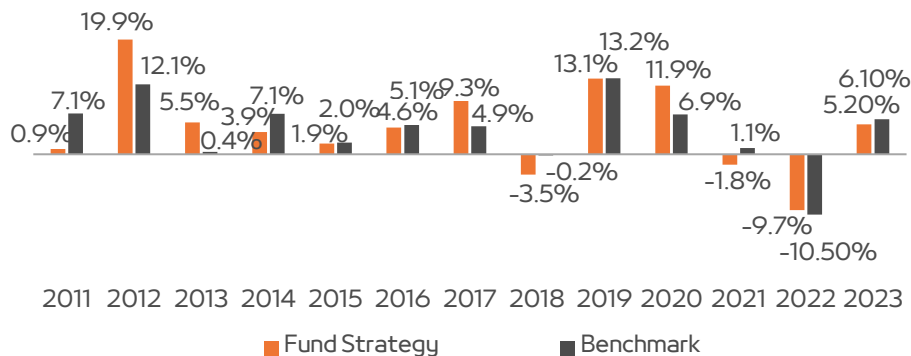
Note: Data represented as of September 30, 2024

Mashreq MENA Fixed Income Fund

Track Record - Short-Term Returns



Track Record - Calendar Year Returns



Fund Statistics

Average Coupon	6.3
Average Credit Rating	BBB
Average Maturity (Years)	11.4
Average Yield	6.5
Modified Duration	6.3

Volatility & Ratios

1 year volatility	4.3%
3 years volatility	25.9%
Sharpe ratio - 1 year	2.8
Sharpe ratio - 3 year	-0.1

Fund Highlights

- Min Investment USD1 or AED 100 for retail share classes
- NAV each business day
- Target payout of 5% per annum for distributing share classes
- DIFC domiciled fund
- Strategy return was #1 in 2020

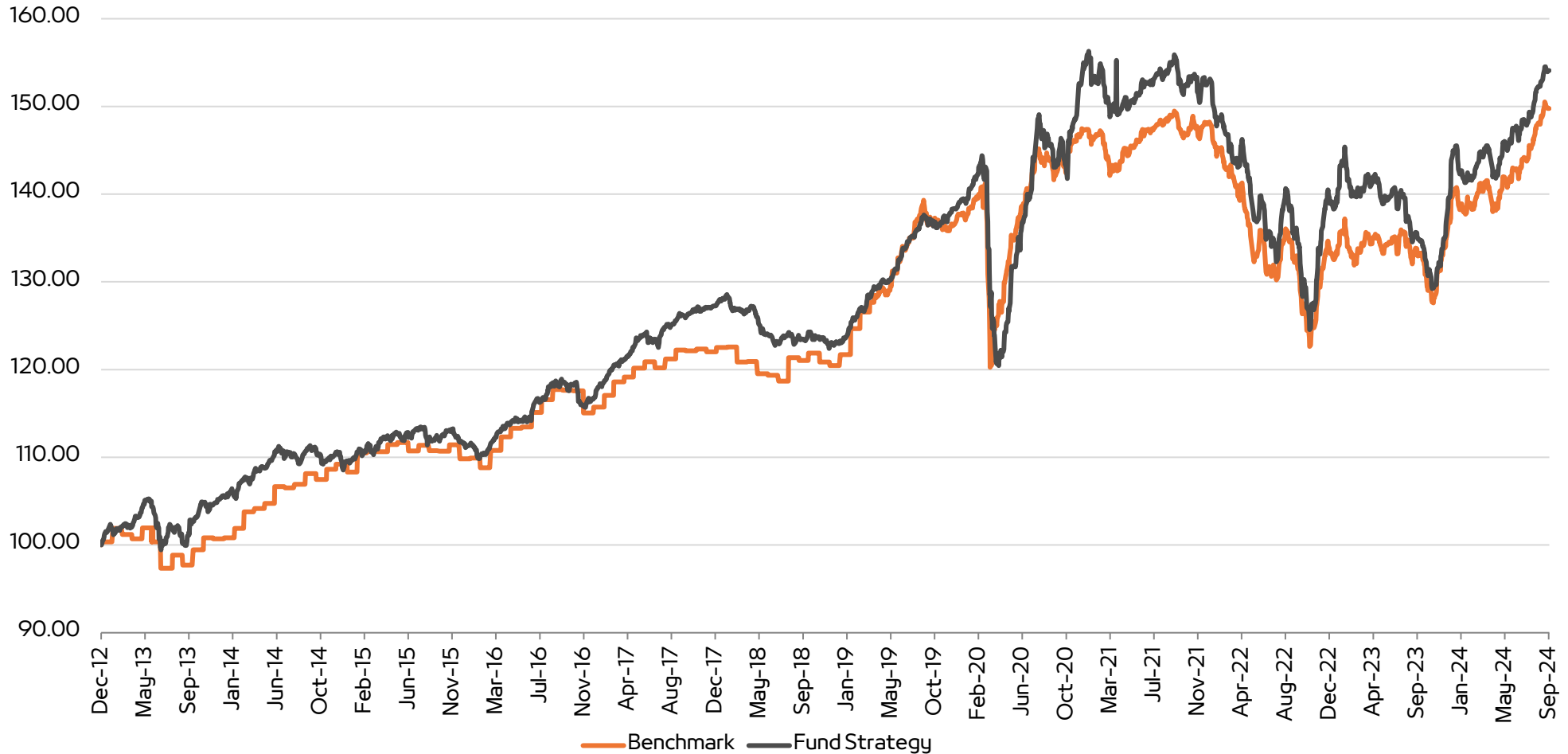
Income Distribution - BI USD and BI AED Shares

Year	Quarter	Target Payout
2023	Q1 to Q4	5.00%
	Q1	1.375%
2024	Q2	1.375%
	Q3	1.375%
	Q4	1.375%

Note -Future payouts are targets

Note- Performance before 23 December, 2020 is based on the track record of the Makaseb Income Fund (ISIN = BH000A0J3RR6). Makaseb Income Fund's public track record dates from 2006 - 2021. Mashreq MENA Fixed Income Fund follows the same strategy as the Makaseb Income Fund. Both funds have the same fund manager Mashreq Capital. Performance is calculated as of September 30, 2024

Fund Strategy Vs. Index



Note: Fund performance has been rebased as of 31st December, 2012. The fund was benchmarked against HSBC Nasdaq Dubai ME index until 31st December, 2013. On 1st January, 2014 the benchmark was changed to JP Morgan MECI Index (BB TICKER: JCADMETR). All historical benchmark performances have been replaced to that effect. Performance before 23 December, 2020 is based on the track record of the Makaseb Income Fund (ISIN = BH000A0J3RR6). Makaseb Income Fund's public track record dates from 2006 - 2021. Mashreq MENA Fixed Income Fund follows the same strategy as the Makaseb Income Fund. Both funds have the same fund manager Mashreq Capital.

Source: Mashreq Capital

Fund Details

Share Class	Currency	ISIN	Type	Bloomberg Ticker	Lipper ID	Minimum Subscription	Additional Subscription	Minimum Subscription	Additional Subscription	Fees					Redemption thresholds
						USD	USD	AED	AED	Management	Distribution	Performance	Subscription	Redemption	
AA	USD	AEDFXA03C174	Accumulation	MAKAINCUH	-	100,000	1,000	-	-	0.85%	0.00%	NIL	Upto 3%	Up to 3% within first 3months, 2% within 3-6months, 1% within 6-12months.	Minimum redemption amount of USD 50 and AED 100
AA	AED	AEDFXA03C166	Accumulation	-	-	-	-	350,000	5,000	0.85%	0.00%				
BI	USD	AEDFXA03C216	Income	MAMFIBUJH	-	100	100	-	-	1.00%	0.50%				
BI	AED	AEDFXA03C208	Income	MAMFIBAUH	-	-	-	100	100	1.00%	0.50%				
BA	USD	AEDFXA03C190	Accumulation	-	-	100	100	-	-	1.00%	0.50%				
BA	AED	AEDFXA03C182	Accumulation	-	-	-	-	100	100	1.00%	0.50%				
CA	USD	AEDFXA03C224	Accumulation	MAMFICAUH	-	100	100	-	-	0.70%	0.00%		Upto 2%	No redemption fee for C share class.	
CA	AED	AEDFXA03C448	Accumulation	-	-	-	-	100	100	0.70%	0.00%				

Fund Size	USD 13.42 million
Fund Type	Open Ended Fund
Inception Date	December 23, 2020
Domicile	DIFC, Dubai
Regulator	The Dubai Financial Services Authority (DFSA)
Currency	USD
Benchmark	Bloomberg EM USD Agg: MENA (Ticker I34747)
Fund Manager	Mashreq Capital (DIFC) Ltd.
Registrar and Transfer Agent	Apex Fund Services (Dubai) Ltd.
Custodian	First Abu Dhabi Bank PJSC
Auditor	Deloitte LLP
Valuation date	The Valuation Date will be the close of business (UAE time) at each Business Day
Dealing date (Subscription/Redemption)	Each Business Day
Notice Periods (Subscription/Redemption)	At least two Business Days prior to the desired Subscription /Redemption Date
Mashreq Capital's Quarterly Outlook	Proceed to the following link

5. Mashreq MENA Equity Fund

Mashreq MENA Equity Fund (MMEF)

NAV at Sep 30, 2024



Fund Objective:

The investment objective of the Mashreq MENA Equity Fund is quarterly income generation and capital growth through investments made primarily in equities listed on the stock exchanges of MENA and emerging markets. The underlying strategy has been run successfully for a discretionary mandate for 9 years.

AA USD Shares	BI USD Shares	BA USD Shares	BA AED Shares	CA USD Shares	CA AED Shares
---------------	---------------	---------------	---------------	---------------	---------------

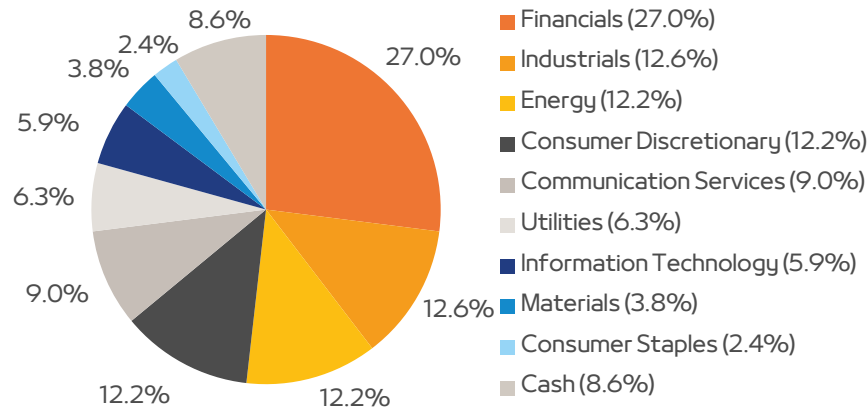
11.51	10.59	10.53	10.44	10.97	10.83
-------	-------	-------	-------	-------	-------

Top Holdings

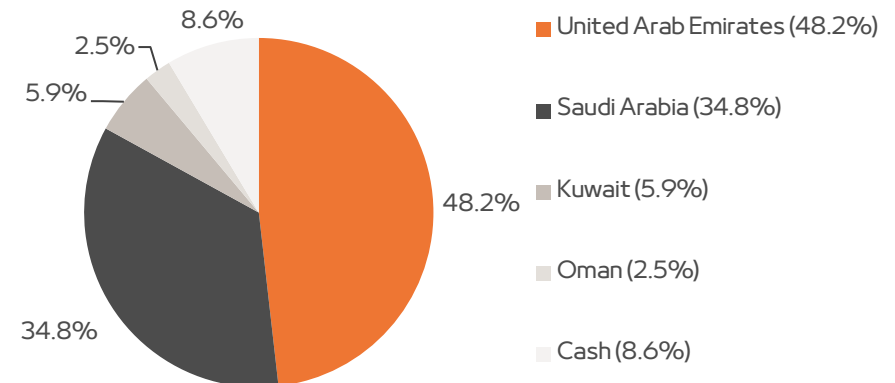
Salik COP JSC	6.5%
ADNOC Drilling CO PJSC	5.3%
Dubai Electricity & Water AU	5.3%
Emirates NBD PJSC	5.2%
Saudi Ground Services CO	5.1%

Industry and Regional Allocation

Industry Allocation



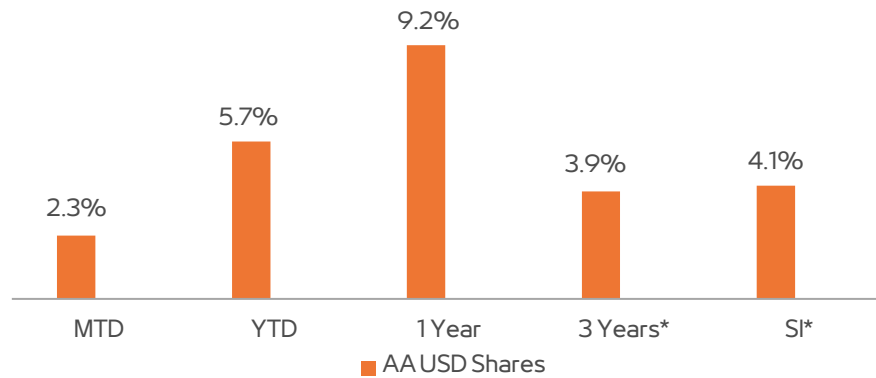
Regional Allocation



Note: Data represented as of September 30, 2024

Mashreq MENA Equity Fund (MMEF)

Track Record - Short-Term Returns



*Returns have been annualized for 3 years and SI

Risk/Return Profile Since Inception

	AA USD	BI USD	BA AED
Sharpe Ratio	1.3	0.2	0.1
Skewness	(1.2)	0.9	0.6
Kurtosis	7.1	78.9	64.7
Standard Deviation	8.8%	12.8%	12.1%

Asset Allocation

Equities	91.4%
Cash	8.6%

Income Distribution

Year	Quarter	Target Payout
2022	Q1 to Q4	5.00%
2023	Q1 to Q4	5.00%
2024	Q1 to Q4	5.00%

Note –Future payouts are targets

Note: Data represented as of September 30, 2024

Mashreq MENA Equity Fund (MMEF)



Source: Mashreq Capital

Fund Details

Share Class	Currency	ISIN	Type	Bloomberg Ticker	LipperID	Minimum Subscription	Additional Subscription	Minimum Subscription	Additional Subscription	Fees					Redemption thresholds
						USD		AED		Management	Distribution	Performance	Subscription	Redemption	
AA	USD	AEDFXA03C117	Accumulation	MAMMECA	-	100,000	1,000	-	-	1.50%	0.00%	15% of excess return above a 10% "hurdle rate" per annum based on a high water mark	Upto 3%	Up to 3% within first 3months, 2% within 3-6months, 1% within 6-12months.	Minimum redemption amount of USD 50 and AED 100
AA	AED	AEDFXA03C109	Accumulation	MAMMEAA UH	-	-	-	350,000	5,000	1.50%	0.00%				
BI	USD	AEDFXA03C158	Income	MAMMECU UH	-	100	100	-	-	1.50%	0.50%				
BI	AED	AEDFXA03C141	Income	MAMMECM UH	-	-	-	100	100	1.50%	0.50%				
BA	USD	AEDFXA03C133	Accumulation	MAMMECB UH	-	100	100	-	-	1.50%	0.50%				
BA	AED	AEDFXA03C125	Accumulation	MAMMEMB UH	-	-	-	100	100	1.50%	0.50%				
CA	USD	AEDFXA03C422	Accumulation	MAMMEUC UH	-	100	100	-	-	0.70%	0.00%		Upto 2%	No redemption fee for C share class.	
CA	AED	AEDFXA03C430	Accumulation	MAMMEAM UH	-	-	-	100	100	0.70%	0.00%				

Fund Size	USD 6.55 million
Fund Type	Open Ended Fund
Inception Date	May 24, 2021
Domicile	DIFC, Dubai
Regulator	The Dubai Financial Services Authority (DFSA)
Currency	USD
Fund Manager	Mashreq Capital (DIFC) Ltd.
Registrar and Transfer Agent	Apex Fund Services (Dubai) Ltd.
Custodian	First Abu Dhabi Bank PJSC
Auditor	Deloitte LLP
Valuation date	The Valuation Date will be the close of business (UAE time) at each Business Day
Dealing date (Subscription/Redemption)	Each Business Day
Notice Periods (Subscription/Redemption)	At least two Business Days prior to the desired Subscription /Redemption Date
Mashreq Capital's Quarterly Outlook	Proceed to the following link

6. Mashreq Global Emerging Markets Bond Fund

Mashreq Global Emerging Markets Bond Fund (MGEMBF)

NAV at Sep 30, 2024

Fund Objective:

The Investment Objective is to maximize total return through income and capital growth by investing in a portfolio of US dollar bonds from global emerging markets.

AA USD Shares

10.42

BI USD Shares

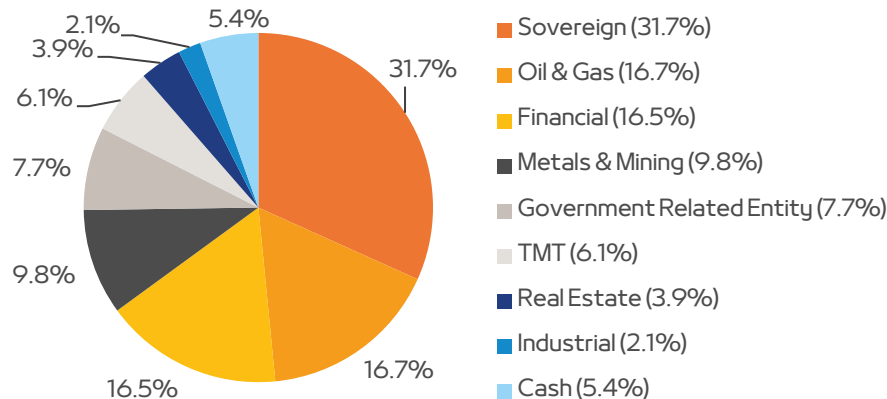
10.65

Top Holdings

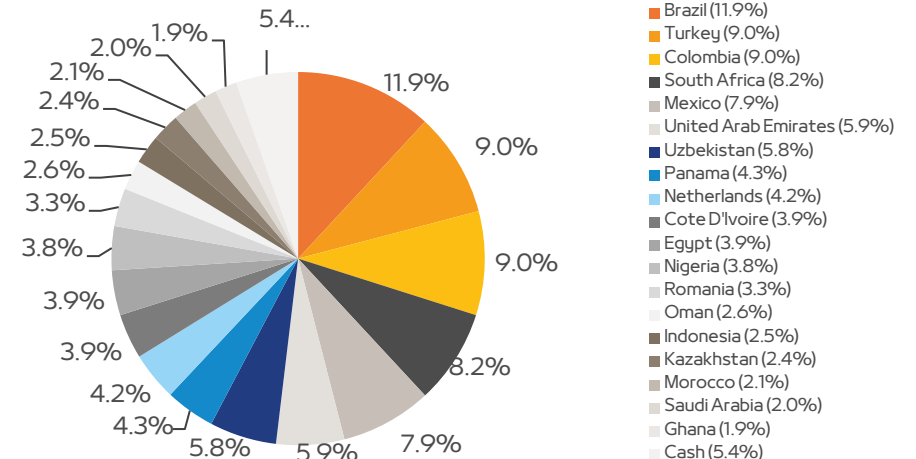
Republic of Colombia	5.1%
Republic of Panama	4.3%
Republic of South Africa	4.3%
VEON Holdings	4.2%
Samarco Mineracao	4.1%

Industry and Regional Allocation

Industry Allocation



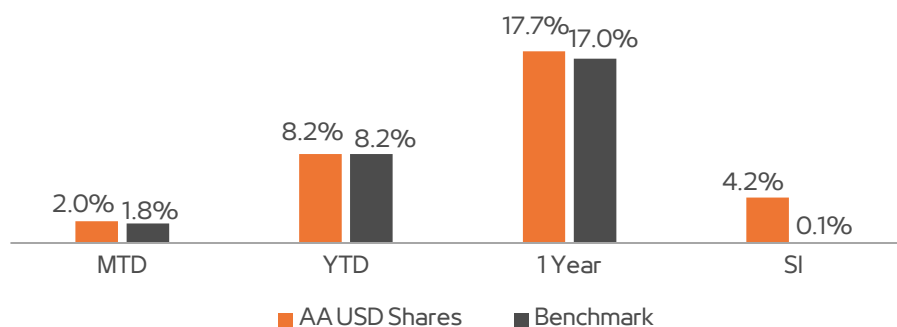
Regional Allocation



Note: Data represented as of September 30, 2024

Mashreq Global Emerging Markets Bond Fund (MGEMBF)

Track Record - Short-Term Returns



Risk/Return Profile Since Inception

AA USD	
Average Coupon	7.6
Average Credit Rating	BB-
Average Maturity (Years)	11.1
Average Yield	7.7
Modified Duration	5.8

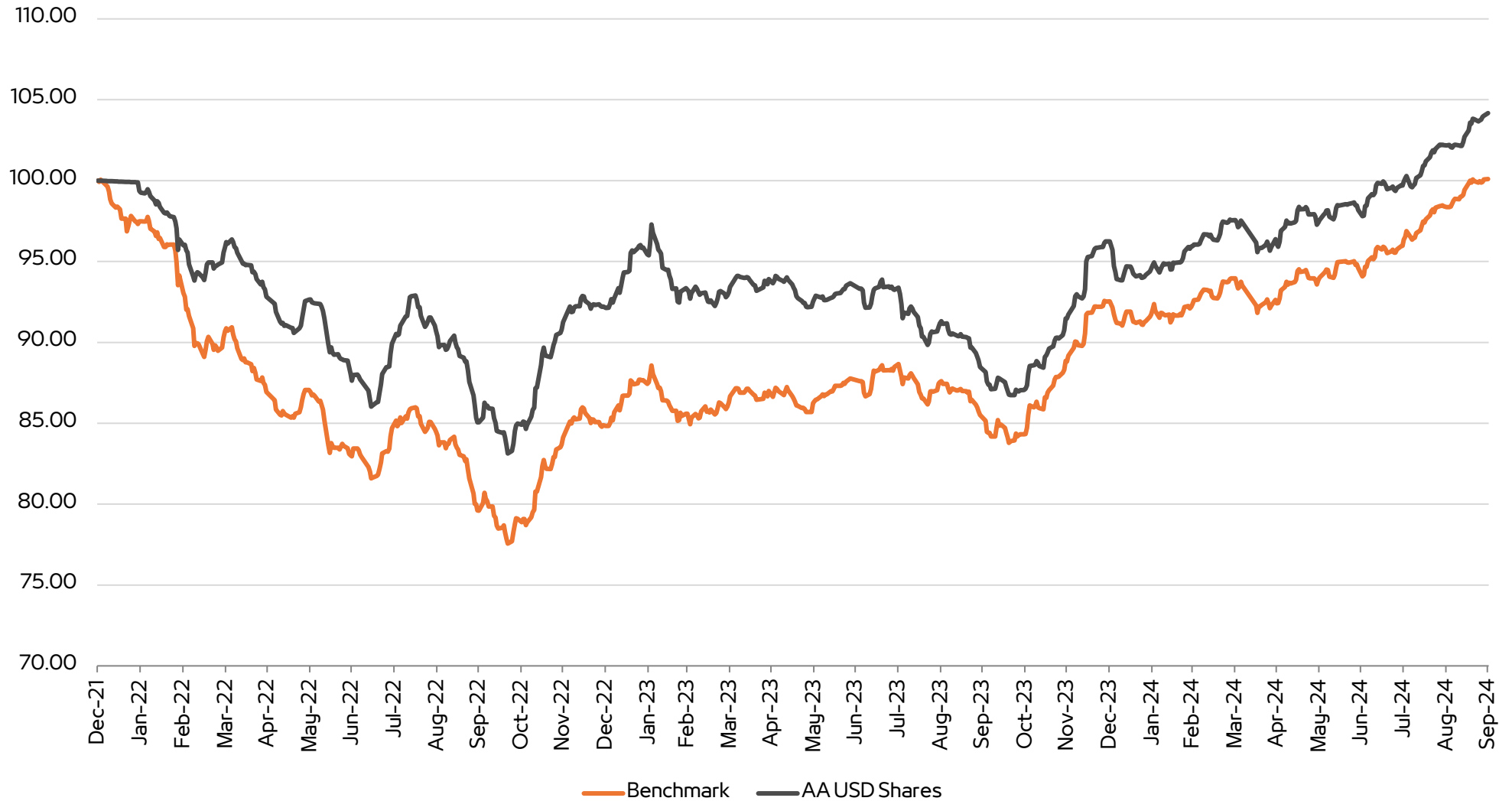
AA USD	
Volatility 1 year	4.6%
Sharpe Ratio - 1 year	3.1

Income Distribution (Targeted Payouts)

Year	Monthly	Annual
2023	0.6%	7.20%
2024	0.6%	7.20%

Note: Data represented as of September 30, 2024

Fund Strategy Vs. Index



Fund Details

Share Class	Currency	ISIN	Type	Bloomberg Ticker	LipperID	Minimum Subscription	Additional Subscription	Minimum Subscription	Additional Subscription	Fees					Redemption thresholds
						USD	USD	AED	AED	Management	Distribution	Performance	Subscription	Redemption	
AA	USD	AEDFXA03C265	Accumulation	MGEMAAU UH	-	100,000	1,000	-	-	0.70%	0.00%	NIL	Upto 3%	Up to 3% within first 3months, 2% within 3-6months, 1% within 6-12months.	Minimum redemption amount of USD 50 and AED 100
AA	AED	AEDFXA03C273	Accumulation	MGEMAAA UH	-	-	-	350,000	5,000	0.70%	0.00%				
BI	USD	AEDFXA03C307	Income	MGEMBIU UH	-	100	100	-	-	1.00%	0.30%				
BI	AED	AEDFXA03C315	Income	MGEMBIA UH	-	-	-	100	100	1.00%	0.30%				
BA	USD	AEDFXA03C281	Accumulation	MGEMBAU UH	-	100	100	-	-	1.00%	0.30%				
BA	AED	AEDFXA03C299	Accumulation	MGEMBAD UH	-	-	-	100	100	1.00%	0.30%				
CA	USD	AEDFXA03C323	Accumulation	MGEMCAU UH	-	100	100	-	-	0.70%	0.00%				
CA	AED	AEDFXA03C331	Accumulation	MGEMCAA UH	-	-	-	100	100	0.70%	0.00%				

Fund Size	USD 10.42 million
Fund Type	Open Ended Fund
Inception Date	December 29, 2021
Domicile	DIFC, Dubai
Regulator	The Dubai Financial Services Authority (DFSA)
Currency	USD
Benchmark	Bloomberg EM USD Aggregate Total Return Index Value Unhedged (Ticker EMUSTRUU)
Fund Manager	Mashreq Capital (DIFC) Ltd.
Registrar and Transfer Agent	Apex Fund Services (Dubai) Ltd.
Custodian	First Abu Dhabi Bank PJSC
Auditor	Deloitte LLP
Valuation date	The Valuation Date will be the close of business (UAE time) at each Business Day
Dealing date (Subscription/Redemption)	Each Business Day
Notice Periods (Subscription/Redemption)	At least two Business Days prior to the desired Subscription /Redemption Date
Mashreq Capital's Quarterly Outlook	Proceed to the following link

7. Mashreq Global Conservative Fund

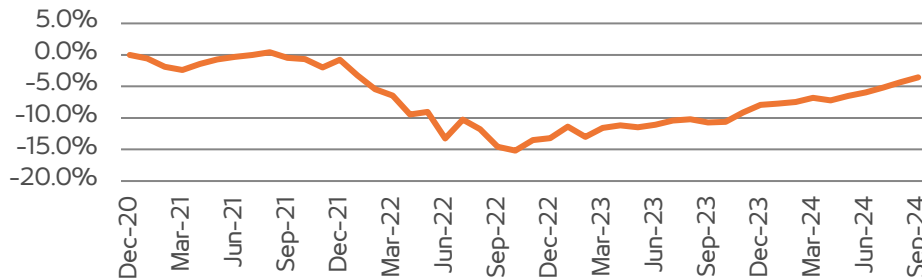
Mashreq Global Conservative Fund

NAV at Sep 30, 2024

Fund Objective:

The fund targets income by investing in fixed income ETFs from across the world.

Fund Performance



A Class

97.77

B Class

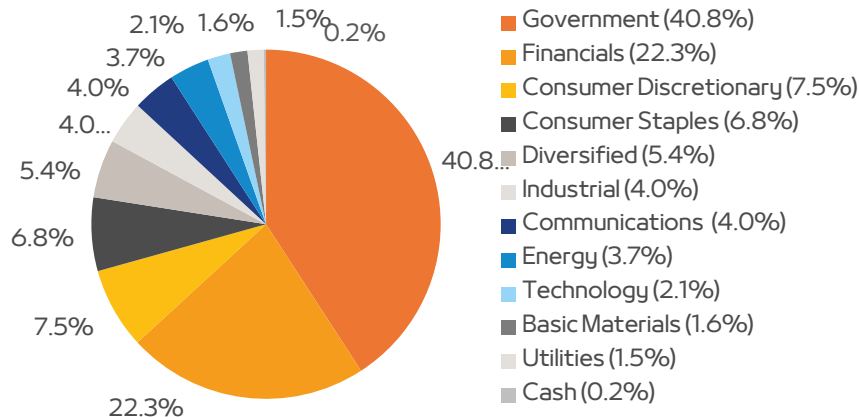
73.81

Top Holdings

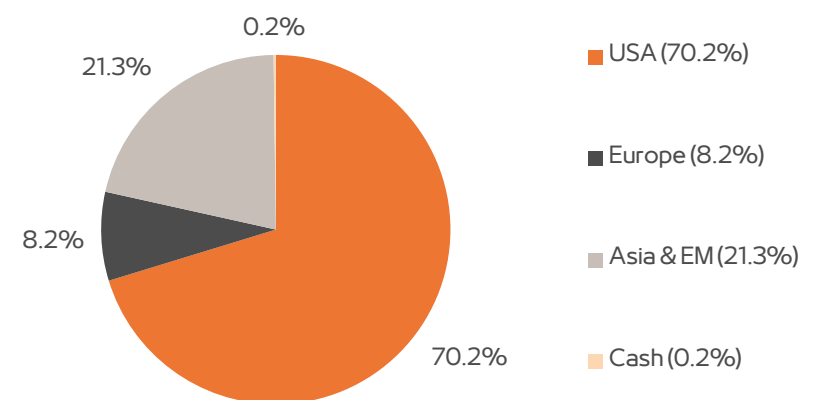
iShares USD Treasury Bond 0-1yr UCITS ETF	15.0%
iShares \$ Short Duration High Yield ETF	15.0%
iShares \$ Ultrashort Bond ETF	14.0%
iShares \$ Floating Rate Bond ETF	13.0%
iShares \$ High Yield Corp Bond ESG ETF	9.0%

Industry and Regional Allocation

Industry Allocation



Regional Allocation



Note: Data represented as of September 30, 2024

Mashreq Global Conservative Fund

Fund Returns

	MTD	YTD	1Year	3 Years*	5 Years*	SI*
GC A Shares	0.8%	4.7%	8.0%	-1.1%	-0.5%	-0.6%
GC B Shares	0.7%	2.8%	5.7%	-2.4%	-1.6%	-2.2%

*Returns have been annualized for 3 years, 5 years and SI

Asset Allocation

Fixed Income	100.00%
Cash	0.00%

Share Class	Currency	ISIN	Type	Bloomberg Ticker	Minimum Subscription	Additional Subscription	Minimum Subscription	Additional Subscription	Fees					Redemption thresholds
					USD		AED		Management	Distribution	Performance	Subscription	Redemption	
A	USD	AEDFXA3CN000	Accumulation	MASGCI UH	100	100	-	-	0.20%	0.00%	NIL	Up to 5%	A redemption fee of up to 2% of the Redemption Price	Minimum redemption amount of USD 50 and AED 100
A	AED	AEDFXA03C349	Accumulation		-	-	100	100	0.20%	0.00%				
B	USD	AEDFXA3CI000	Income	MASGCIB UH	100	100	-	-	1.20%	0.00%				
B	AED	AEDFXA03C356	Income		-	-	100	100	1.20%	0.00%				
I	USD	AEDFXA03C240	Accumulation	MAMGCGI UH	100	100	-	-	0.50%	0.50%				
I	AED	AEDFXA03C364	Accumulation		-	-	100	100	0.50%	0.50%				

Fund Size	USD 2.30 million
Fund Type	Public Fund
Inception Date	January 02, 2018
Domicile	DIFC, Dubai
Regulator	The Dubai Financial Services Authority (DFSA)
Currency	USD
Targeted Income (2024)	4,5%
Average Credit Quality	Investment Grade
Average Credit Rating	BBB-
Registrar and Transfer Agent	Apex Fund Services (Dubai) Ltd.
Custodian	First Abu Dhabi Bank PJSC
Auditor	Deloitte LLP
Valuation date	The Valuation Date will be the close of business (UAE time) at each Business Day
Dealing date (Subscription/Redemption)	Each Business Day
Notice Periods (Subscription/Redemption)	At least two Business Days prior to the desired Subscription /Redemption Date
Mashreq Capital's Quarterly Outlook	Proceed to the following link

Performance is based on BlackRock's model portfolios. BlackRock's Income Portfolio is used for the Mashreq Global Conservative Fund. Performance is based on USD total returns with income reinvested & net of total expense ratios but gross of transaction costs. The figures shown relate to past performance. Past performance is not a reliable indicator of current or future results and should not be the sole factor of consideration when selecting a product or strategy. Inception date for BlackRock's Income Model is 31/10/2016.

Note: Data represented as of September 30, 2024

8. Mashreq Global Balanced Fund

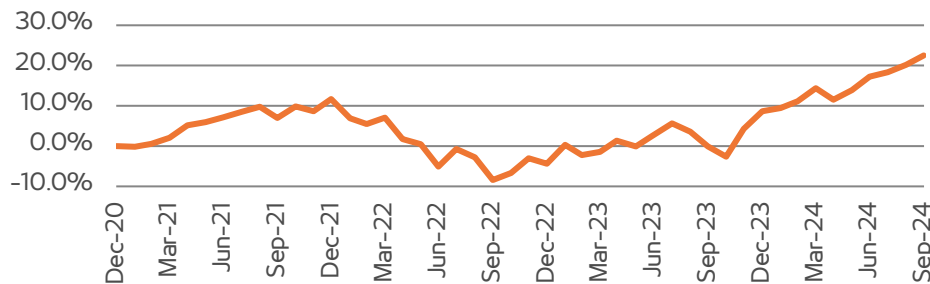
Mashreq Global Balanced Fund

NAV at Sep 30, 2024

Fund Objective:

The fund targets total return by balancing income and capital growth through investments in fixed income and equity ETFs.

Fund Performance



A Class	B Class	C Class	I Class
---------	---------	---------	---------

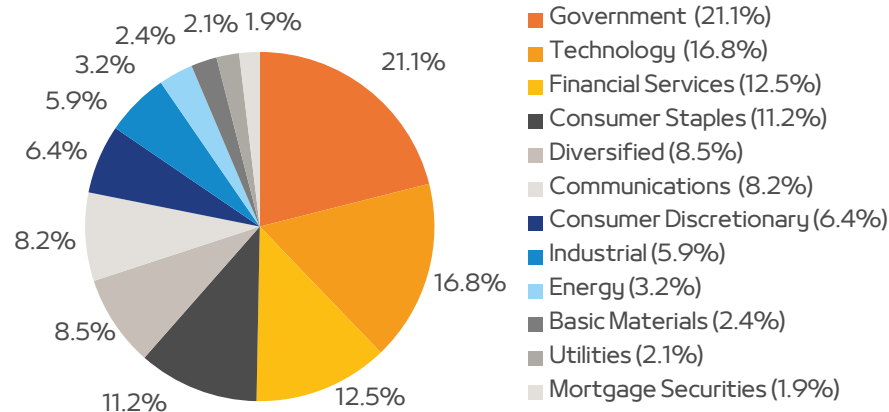
120.49	84.21	87.23	11.88
--------	-------	-------	-------

Top Holdings

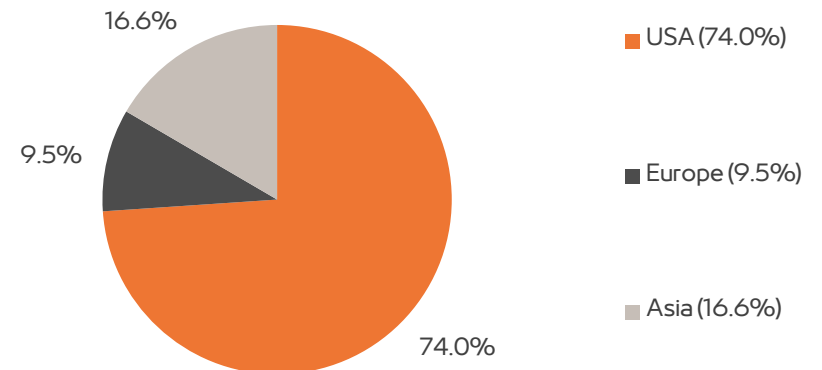
iShares S&P 500 ETF	19.0%
iShares MSCIUSA ETF	11.0%
iShares US Mortgage Backed Securities ETF	7.0%
iShares \$ Treasury Bond 7-10 ETF	6.0%
iShares MSCIACWI ETF	5.0%

Industry and Regional Allocation

Industry Allocation



Regional Allocation



Note: Data represented as of September 30, 2024

Mashreq Global Balanced Fund

Fund Returns

	MTD	YTD	1 Year	3 Years*	5 Years*	SI*
GB A Shares	2.0%	12.8%	22.7%	4.6%	4.0%	5.5%
GB B Shares	1.9%	10.4%	19.8%	3.1%	2.8%	3.8%
GB C Shares	1.9%	10.4%	19.8%	3.1%	2.8%	4.2%
GB I Shares	1.9%	12.1%	21.6%	3.7%	-	5.0%

*Returns have been annualized for 3 years, 5 years and SI

Asset Allocation

Fixed Income	37.0%
Equity	61.0%
Gold	2.0%
Cash	0.0%

Share Class	Currency	ISIN	Type	Bloomberg Ticker	Minimum Subscription	Additional Subscription	Minimum Subscription	Additional Subscription	Fees					Redemption thresholds
					USD		AED		Management	Distribution	Performance	Subscription	Redemption	
A	USD	AEDFXA3CN018	Accumulation	MASGHIA UH	100	100	-	-	0.20%	0.00%	NIL	Up to 5%	A redemption fee of up to 2% of the Redemption Price	Minimum redemption amount of USD 50 and AED 100
A	AED	-	Accumulation		-	-	100	100	0.20%	0.00%				
I	USD	AEDFXA03C232	Accumulation	MAMGBGI UH	100	100	-	-	0.50%	0.50%				
I	AED	-	Accumulation		-	-	100	100	0.50%	0.50%				
B	USD	AEDFXA3CI018	Income	MASGHIB UH	100	100	-	-	1.00%	0.20%				
B	AED	-	Income		-	-	100	100	1.00%	0.20%				
C	USD	AEDFXA3CI026	Income	MASGHIC UH	100	100	-	-	1.20%	0.00%				

Fund Size

USD 21.20 million

Fund Type

Public Fund

Inception Date

January 02, 2018

Domicile

DIFC, Dubai

Regulator

The Dubai Financial Services Authority (DFSA)

Currency

USD

Targeted Income (2024)

5.25%

Registrar and Transfer Agent

Apex Fund Services (Dubai) Ltd.

Custodian

First Abu Dhabi Bank PJSC

Auditor

Deloitte LLP

Valuation date

The Valuation Date will be the close of business (UAE time) at each Business Day

Dealing date (Subscription/Redemption)

Each Business Day

Notice Periods (Subscription/Redemption)

At least two Business Days prior to the desired Subscription /Redemption Date

Mashreq Capital's Quarterly Outlook

[Proceed to the following link](#)

Performance is based on BlackRock's model portfolios. BlackRock's Moderate Portfolio is used for the Mashreq Global Balanced Fund. Performance is based on USD total returns with income reinvested & net of total expense ratios but gross of transaction costs. The figures shown relate to past performance. Past performance is not a reliable indicator of current or future results and should not be the sole factor of consideration when selecting a product or strategy. Inception date for BlackRock's Moderate Model is 31/12/2014.

Note: Data represented as of September 30, 2024

9. Mashreq Global Growth Fund

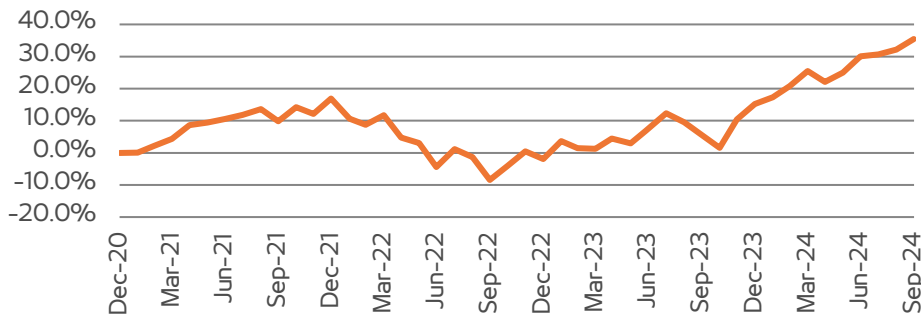
Mashreq Global Growth Fund

NAV at Sep 30, 2024

Fund Objective:

The fund targets capital growth by investing in equity ETFs from across the world.

Fund Performance



A Class

133.51

I Class

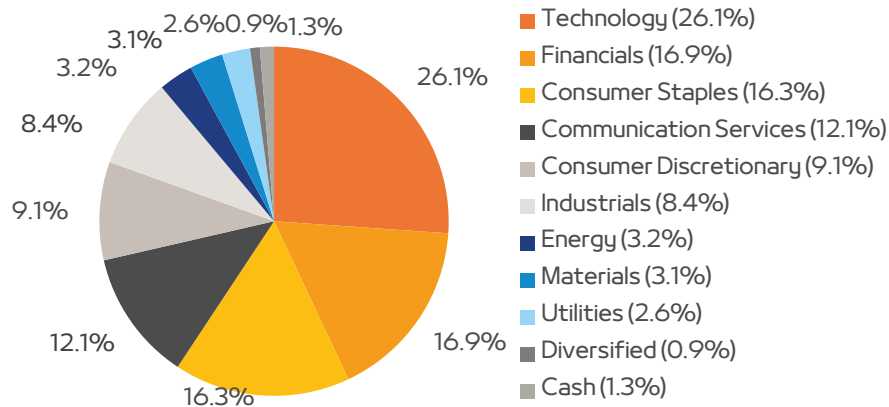
13.11

Top Holdings

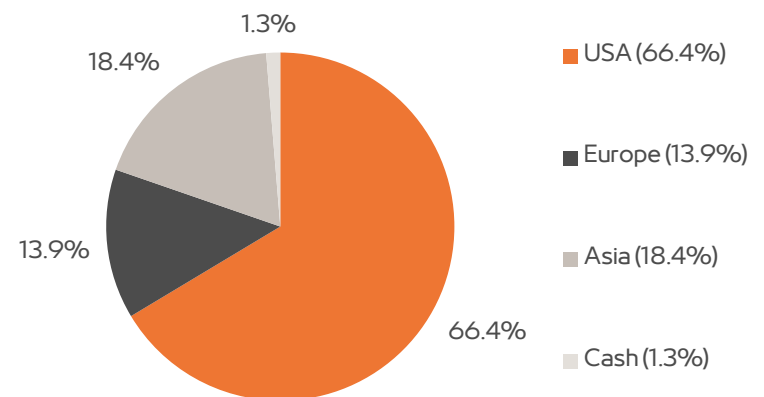
iShares S&P 500 ETF	19.0%
iShares MSCI USA ESG Enhanced ETF	17.0%
iShares MSCI USA ESG Screened ETF	12.0%
iShares MSCI USA ETF	11.0%
iShares MSCI EMU ETF	10.0%

Industry and Regional Allocation

Industry Allocation



Regional Allocation



Note: Data represented as of September 30, 2024

Mashreq Global Growth Fund

Fund Returns

	MTD	YTD	1 Year	3 Years*	5 Years*	SI*
GG A Shares	2.5%	17.6%	28.3%	7.2%	6.3%	8.6%
GGI Shares	2.5%	16.9%	27.2%	6.3%	-	8.0%

*Returns have been annualized for 3 years, 5 years and SI

Asset Allocation

Equity	98.7%
Cash	1.3%

Share Class	Currency	ISIN	Type	Bloomberg Ticker	Minimum Subscription	Additional Subscription	Minimum Subscription	Additional Subscription	Fees					Redemption thresholds
					USD	USD	AED	AED	Management	Distribution	Performance	Subscription	Redemption	
A	USD	AEDFXA3CN026	Accumulation	MASGGAUJH	100	100	-	-	0.20%	0.00%	NIL	Up to 5%	A redemption fee of up to 2% of the Redemption Price.	Minimum redemption amount of USD 50 and AED 100
A	AED	AEDFXA03C406	Accumulation		-	-	100	100	0.20%	0.00%				
I	USD	AEDFXA03C257	Accumulation	MAMGGGIJH	100	100	-	-	0.50%	0.50%				
I	AED	AEDFXA03C414	Accumulation		-	-	100	100	0.50%	0.50%				

Fund Size USD 4.70 million

Fund Type Public Fund

Inception Date January 02, 2018

Domicile DIFC, Dubai

Regulator The Dubai Financial Services Authority (DFSA)

Currency USD

Targeted Income (2024) 5.25%

Registrar and Transfer Agent Apex Fund Services (Dubai) Ltd.

Custodian First Abu Dhabi Bank PJSC

Auditor Deloitte LLP

Valuation date The Valuation Date will be the close of business (UAE time) at each Business Day

Dealing date (Subscription/Redemption) Each Business Day

Notice Periods (Subscription/Redemption) At least two Business Days prior to the desired Subscription /Redemption Date

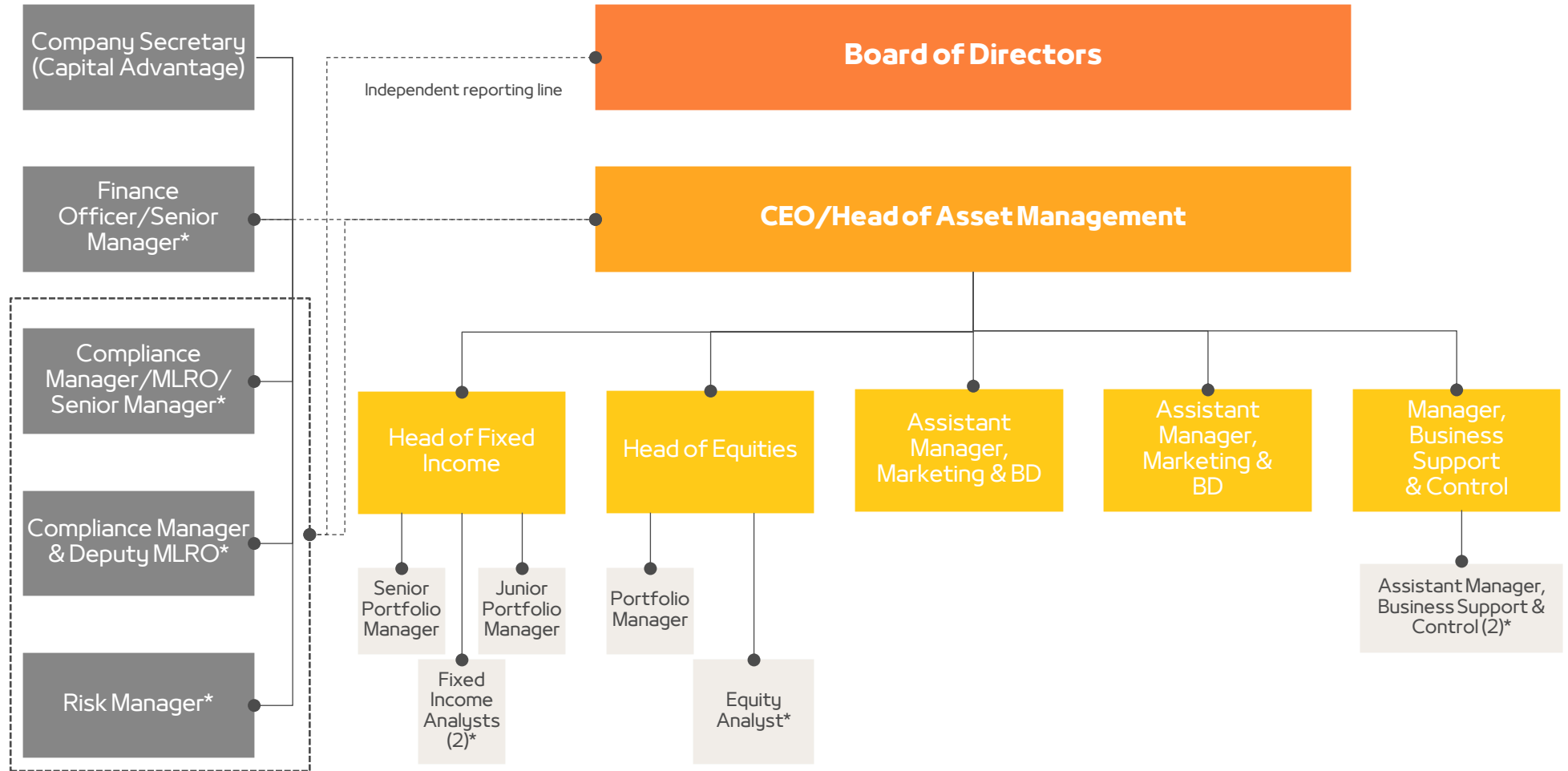
Mashreq Capital's Quarterly Outlook [Proceed to the following link](#)

Performance is based on BlackRock's model portfolios. BlackRock's Equity Portfolio is used for the Mashreq Global Growth Fund. Performance is based on USD total returns with income reinvested & net of total expense ratios but gross of transaction costs. The figures shown relate to past performance. Past performance is not a reliable indicator of current or future results and should not be the sole factor of consideration when selecting a product or strategy. Inception date for BlackRock's Equity Model is 31/10/2016.

Note: Data represented as of September 30, 2024

10. Appendix A: Organizational Chart & Board Of Directors

Organizational Chart



*These roles are dedicated to providing services to Mashreq Capital on behalf their employer Mashreq Global Services Private Limited, a service provider of Mashreq Bank.

**Staff perform dual responsibilities being employees of Mashreq bank and Mashreq Capital.

Board of Directors



Hammad Naqvi **Chairman**

Mr. Hammad Naqvi joined Mashreq in 1996 after having spent 7 years with Bank of America in various leadership roles in Corporate Finance and Treasury. He is a member of Mashreqbank's Senior Management forum and currently heads the Treasury and Capital Markets division. During his tenure in Mashreq, he was responsible for running the FX and derivatives flow, trading business, and the proprietary Investment portfolio of the bank. He holds a MBA from the Institute of Business Administration in Karachi.



Norman Tambach **Director**

Norman brings a wealth of experience and expertise encompassing an array of critical domains including strategic financial engineering, M&A, financial operations, regulatory governance, risk management, capital management and corporate tax planning. He holds a Master of Science in Accountancy from the Nyenrode Business University in the Netherlands and is a Certified Public Accountant.

11. Appendix B: Investment Committee

Investment Committee



Robert Hahm, CFA

CEO and Head of Asset Management



Amol Shitole, CFA

Head of Fixed Income



Ibrahim Masood

Head of Equities



Kojagiri Bhoir, CFA, FRM

Senior Portfolio Manager, Fixed Income
Portfolio Management

12. Appendix C: Investment Team Profiles

Head of Asset Management



Robert Hahm, CFA
CEO
Head of the Asset
Management

- Robert has more than 25 years of experience in the investment making business.
- He is heading Mashreq Capital as CEO and Head of Asset Management since 2017 and has been with the firm since 2011. As chairman of the Investment Committee he is steering the investment process, monitors investment activities and is managing dynamic active strategies.
- He is also serving on the board of directors of the Gulf Bond and Sukuk Association.
- Robert started his career at the treasury of Dresdner Bank Latinamerica AG managing EMD investments and subsequently held various roles in market risk management for financial start-ups.
- Robert holds a Master's Degree in Economics from University of Hamburg and is a CFA charter holder.
- In 2020 Robert completed a post-graduate program from Columbia Engineering in Machine Learning and AI.

Equity Team Profile



Ibrahim Masood
Director,
Head of Equities

- Ibrahim has over 28 years of investment experience across emerging and frontier markets. He has been the lead manager for various funds awarded by industry organizations.
- He has amongst the longest manager track records in the region.
- As a member of the Investment Committee he advises on sectors and geographies.
- Ibrahim holds an MBA from the Institute of Business Administration, Karachi. And is a CFA charter holder.



Shahrukh Saleem, CFA
Portfolio Manager

- Shahrukh Saleem has 8 years of experience as an investment professional across frontier and emerging markets. Since 2022, he has been a valuable asset to Mashreq Capital, where prior to current role, he was a Fixed Income Analyst providing comprehensive fixed income analysis and strategic insights.
- His career journey started with a focus on equity research, good six years of experience covering a diverse range of companies.
- Before joining Mashreq Capital, he honed his analytical skills as an Equity Research Analyst at AKD Securities Ltd. He successfully conducted in-depth financial modeling and analysis for various shares listed at the Pakistan Stock Exchange (PSX).
- Shahrukh Saleem is a holder of Chartered Financial Analyst Certificate (CFA). In 2016, he graduated with a BBA degree, majoring in finance, from the Institute of Business Administration (IBA) in Karachi.



Syed Asadullah Javed*
Analyst

- Asadullah is a qualified investment analyst with nearly four years of experience specializing in developed market equities.
- He commenced his career in the capital markets as an equity research analyst at a New York-based investment fund, where he focused on U.S. and European equities.
- Throughout his career, Asadullah has gained extensive experience covering a diverse range of sectors, including retail, travel technology, lodging, airlines, aerospace manufacturing, and supply chains.
- He has successfully completed level 2 of the Chartered Financial Analyst (CFA) program and holds a bachelor's degree in accounting and finance from the National University of Computer and Emerging Sciences, Islamabad.

*Asadullah's role is dedicated to provide services to Mashreq Capital on behalf their employer Mashreq Global Services Private Limited, a service provider of Mashreq Bank.

Fixed Income Team Profile



Amol Shitole, CFA
Head of Fixed Income

- Amol is responsible for the research coverage, investment strategies and portfolio management for both MENA & emerging market bond investments with a successful track record.
- He is the lead portfolio manager of award-winning Mashreq MENA Fixed Income Fund and Mashreq Global Emerging Markets Bond Fund.
- Amol has been with Mashreq Capital since 2017. He started his career in 2007 as a Credit Rating Analyst with S&P's Indian office. He built on that experience by working on both Buy side and Sell side research roles focusing on global emerging market credits at HSBC, Societe Generale, and SJS Markets.
- He is a CFA Charter holder and holds a master's degree in Finance from Indian Institute of Finance, Delhi. He is also a Chemical Engineer by graduation from the University of Pune.



Kojagiri Bhoir, CFA, FRM
Senior Portfolio Manager

- Kojagiri is the lead manager for Mashreq Capital's flagship Sukuk fund and is an expert in this field having been involved with Sukuk strategies for over 10 years. She also runs discretionary mandates for several regional institutions.
- Kojagiri has over 13 years of experience in the Financial Services Industry. Active in the regional Asset Management industry for over a decade, she has developed strong experience analyzing and covering Regional Markets. Prior to joining Mashreq Capital, she was heading Mashreq Bank's Portfolio Management & Risk Analytics team as a Senior Analyst and has worked as a Credit Analyst with S&P's Indian office.
- Kojagiri holds a CFA charter. She is also FRM Charter holder by GARP, USA and a qualified Chartered Accountant from the Institute of Chartered Accountants, India.



Jack Norbury, CFA
Portfolio Manager

- Jack began his career at Neuberger Berman in London, where he worked within portfolio analytics, primarily covering Global Investment Grade Credit and European High Yield. During this time, he collaborated with some of the world's largest Sovereign Wealth and Pension Funds, developing custom attribution models and reports.
- More recently, he served as a Fixed Income Analyst at a Dubai-based Asset Manager, where he was responsible for building out the firm's fixed income capabilities and generating trade ideas.
- Jack is a CFA charter holder and holds a master's degree in International Securities, Investment, and Banking from the ICMA Centre at Henley Business School.



Sahil Huria*
Analyst

- Sahil is an experienced Fixed Income Analyst with over 8 years of expertise, focusing on emerging market credits across CEEMEA, LATAM, and ASIA.
- Prior to joining Mashreq Capital in 2021, Sahil served as a Fixed-Income Analyst at Societe Generale for over 3 years, where he strengthened his skills in High Yield (HY) credit analysis.
- He began his career by constructing credit models for one of the largest US-based endowment funds.
- Sahil holds an MBA in Finance from Lal Bahadur Shastri Institute of Management in Delhi, India, and has a background in computer engineering. Sahil completed CFA Level - II in May 2023.



Karan Shah*
Analyst

- Karan is a seasoned Fixed Income Analyst with a robust four-year track record in the field.
- Specializing in the analysis of corporate entities, Karan's expertise spans across both Developed Markets, including North America and Europe, as well as Emerging Markets, with a focus on the Middle East and North Africa.
- In 2024, Karan brought his valuable experience in fixed income analysis to Mashreq Capital, further strengthening our analytical capabilities. Before his tenure with us, he excelled as a Senior Credit Analyst at S&P's Indian office, where for over four years, he sharpened his acumen in High Yield (HY) credit analysis.
- In addition to his practical experience, he has achieved academic milestones, having completed CFA Level 2. He also holds the esteemed designation of Chartered Accountant, accredited by The Institute of Chartered Accountants of India.

*Sahil and Karan's roles are dedicated to providing services to Mashreq Capital on behalf their employer Mashreq Global Services Private Limited, a service provider of Mashreq Bank.

Disclaimer:

This document has been prepared based on the sources believed to be reliable solely for information purposes by Mashreq Capital (DIFC) Limited ("MC") in its capacity as the Fund Manager of the Fund. MC is incorporated in the Dubai International Financial Center ("DIFC") and regulated by the Dubai Financial Services Authority ("DFSA"). This document does not constitute investment advice, solicitation, any offer or personal recommendation by MC or any related MC entity (which includes for the purpose of this disclaimer, any employee, director, officer or representative of any MC entity), to buy or sell any security, product, service or investment, or to engage in or refrain from engaging in any transaction, including any jurisdiction where any such investment advice, solicitation, offer and/or personal recommendation would be contrary to any law or regulation in that jurisdiction. Certain assumptions may have been made in the analysis that resulted in any information, projection, results and/or returns detailed in this document.

No warranty or representation is made that any returns/results indicated would be achieved or that all assumptions in achieving these returns/results have been considered. Past performance is not necessarily indicative of future results. Neither MC nor any related entity warrants or represents the accuracy of the information provided herein and any view expressed in this note reflects the personal view of the analyst(s) and does not take account of any individual investor's objectives, financial situation or needs or the suitability of investments against your individual needs and risk tolerance. Investors are required to undertake their own assessment and seek appropriate financial, legal, tax and regulatory advice to determine whether any investment is appropriate for them in light of their experience, objectives, financial resources and other relevant circumstances. Neither MC nor any related entity accepts any liability whatsoever for any direct, indirect, consequential or any other category of loss (except where there is gross negligence or willful misconduct on part of MC) arising from any use of this document and/or further communication in relation thereto. Neither MC nor any related entity has any obligation to correct or update the information or opinions in this document and any opinion expressed is subject to change without notice. This document is disseminated primarily electronically, and, in some cases, in printed form.

Any terms in this document are indicative and do not constitute solicitation or an offer to sell to the public, whether on any particular terms or at all. This document is not intended to identify, represent or notify any conclusive terms and conditions of any transaction, or other material considerations or any possible risk, direct or indirect that would or may be involved in undertaking any such transaction.

Prospective investors in the Fund must obtain and carefully read the Fund's most recent Prospectus as well as seek separate independent financial advice and prior to making an investment in the Fund to assess the suitability, lawfulness and risks involved. Prospective investors should be aware that investment in the Fund carries a significant degree of risk. The value of the investment and the income from it can fall as well as rise as the Fund are subject to investment risks, including the possible loss of the principal amount invested.

This information is not for distribution to general public and is intended for recipients only and may not be published, circulated or distributed in whole or part to any other person without the written consent of MC. Where this information is related to a Fund licensed to be marketed, it is directed to persons authorized to invest in the Fund and residing in jurisdictions where the Fund / investment product is authorized for distribution or where no such authorization is required.



Contact Us:

Office: Mashreq Capital (DIFC) Ltd.

AlFattan Currency House, Tower 1, Floor 1, Office 111, DIFC,
Post Box 1250, Dubai, U.A.E

Tel: +971 4 424 4618

Email: MarketingTeam@mashreq.com

Website: www.mashreqcapital.ae