

Fact Sheet for August 2008

Executive Summary

| | |
|--------------------|-------------------------|
| Fund Type | Open-End Fund |
| Domicile | Bahrain |
| Currency | US Dollar |
| Regulator | Central Bank of Bahrain |
| Net Asset Value | Every Tuesday |
| Subscription | Every Wednesday |
| Redemption | Every Wednesday |
| Management Fee | 1.25% p.a.* |
| Investment Manager | Mashreqbank psc |
| Share Registrar | Deloitte & Touche |
| Administrator | HSBC Middle East |
| Custodian | HSBC Middle East |
| Auditor | Deloitte & Touche |
| Listing | Bahrain Stock Exchange |

* Management fee is reduced from 1.25 % to 0.75% effective from 1st August, 2007.

Performance Summary

| | |
|----------------------------------|-----------|
| NAV (August 26, 2008) | USD 10.19 |
| 1 Month | 0.0221% |
| 3 Months | -0.155% |
| YTD | -2.0571% |
| Since Inception (March 29, 2006) | 1.86% |

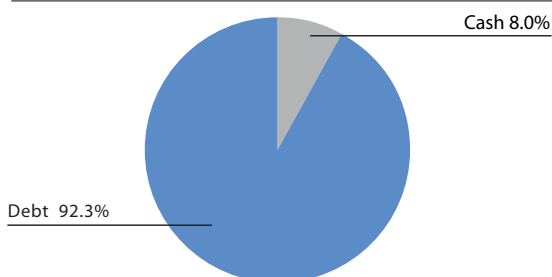
Top 3 Holdings

| Security | Maturity | % Holding |
|---------------|-----------|-----------|
| Nakheel | 16-Jan-11 | 16.61% |
| Emirates Bank | 26-Mar-18 | 8.57% |
| RAK Capital | 28-May-13 | 8.27% |

Income Summary

| | |
|-----------------------------|--------|
| YTM | 6.82% |
| 3 month USD Libor (Average) | 2.82% |
| Modified Duration | 0.9975 |

Portfolio Composition



For more information please contact Moomal Punjabi (+971 4 207 8535)

Investment Manager & Sponsor:
Mashreqbank psc, Al Ghurair City,
3rd Floor, P.O. Box 1250, Dubai, U.A.E.
Tel +9714 2078461

Registered Office:
14th Floor, City Gardens, P.O. Box 140, Manama,
Bahrain. Tel + 97317 535455
Website www.makaseb.com

WKN: A0J3RR

ISIN: BH000A0J3RR6

BLOOMBERG CODE: MAKAINC BI

ZAWYA CODE: MAKINCM.MF

Investment Philosophy

Makaseb Income Fund (MIF) primarily seeks to provide current income along with the stability of capital. Fund's secondary objective is to seek income growth over the long term. The Fund aims to achieve its investment objective by investing in a diversified portfolio of fixed and floating rate investments originating from countries in the GCC, MENA, South Asia and other emerging economies.

Investment Guidelines

(a) Investment in a single GCC country capped at 50% (b) Investment in a single country in MENA/South Asia capped at 50% (c) Total investment in other emerging economies capped at 20% (d) Investment in instruments issued by a single issuer capped at 20% (e) Investment in sub investment grade instruments capped at 75% (f) Investment in non rated instruments capped at 25%.

Overview and Outlook

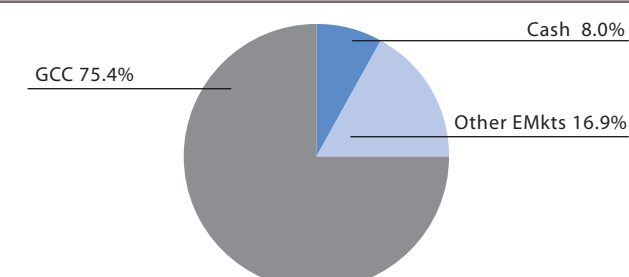
During the month of August your fund returned 0.0221% in spite of the continued volatility in the global financial markets and the fixed income markets in particular.

With an array of high grade credits that have lead the decline in the market, we have continued our strategy of deploying cash in these higher quality higher yielding credits, so as to drive up the fund's yield. We still maintain our view that regional economies and company fundamentals are still in place and we believe the regional credit markets are an attractive arena.

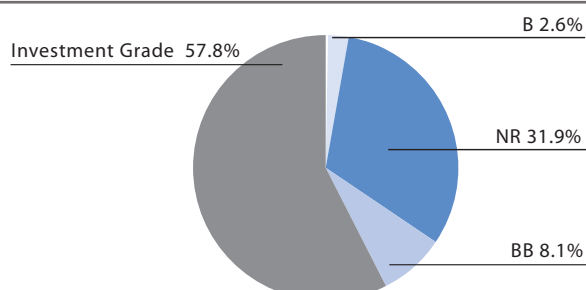
Keeping in mind that volatility and liquidity in the credit markets will continue to be a concern that we need to be cognizant of, therefore we have positioned the fund so as to try and minimize market volatility and to take advantage of a possible upturn by year end.

Issued on 11 September, 2008

Regional Composition



Portfolio Rating Profile



Disclaimer: Performance data quoted represents past performance; past performance does not guarantee future results. The investment return and principal value of an investment will fluctuate so that an investor's shares, when redeemed, may be worth more or less than their original cost. Current performance of the Fund may be lower or higher than the performance quoted.