

Fact Sheet for December 2007

Executive Summary

Fund Type	Open-End Fund
Domicile	Bahrain
Currency	US Dollar
Regulator	Central Bank of Bahrain
Net Asset Value	Every Tuesday
Subscription	Every Wednesday
Redemption	Every Wednesday
Management Fee	1.25% p.a.*
Investment Manager	Mashreqbank psc
Share Registrar	Deloitte & Touche
Administrator	HSBC Middle East
Custodian	HSBC Middle East
Auditor	Deloitte & Touche
Listing	Bahrain Stock Exchange

* Management fee is reduced from 1.25 % to 0.75% effective from 1st August, 2007.

Performance Summary

NAV (December 31, 2007)	USD 10.39
1 Month	0.63%
3 Months	0.7534%
YTD	3.35%
Since Inception (March 29, 2006)	3.8746%

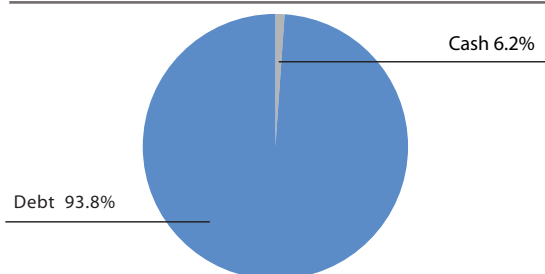
Top 3 Holdings

Security	Maturity	% Holding
Ahli United Bank	02-Dec-15	17.75%
Tabreed	20-Jul-11	15.04%
Kuwait Projects	12-Apr-11	14.08%

Income Summary

YTM	4.75%
3 month USD Libor (Average)	4.62%
Modified Duration	0.4632

Portfolio Composition



For more information please contact
Gayatri Banga (+971 4 207 8535)

Investment Manager & Sponsor:
Mashreqbank psc, Al Ghurair City,
3rd Floor, P.O. Box 1250, Dubai, U.A.E.
Tel +9714 2078461

Registered Office:
14th Floor, City Gardens, P.O. Box 140, Manama,
Bahrain. Tel + 97317 535455
Website www.makaseb.com

WKN: A0J3RR

ISIN: BH000A0J3RR6

BLOOMBERG CODE: MAKAINC BI

ZAWYA CODE: MAKINCM.MF

Investment Philosophy

Makaseb Income Fund (MIF) primarily seeks to provide current income along with the stability of capital. Fund's secondary objective is to seek income growth over the long term. The Fund aims to achieve its investment objective by investing in a diversified portfolio of fixed and floating rate investments originating from countries in the GCC, MENA, South Asia and other emerging economies.

Investment Guidelines

(a) Investment in a single GCC country capped at 50% (b) Investment in a single country in MENA/South Asia capped at 50% (c) Total investment in other emerging economies capped at 20% (d) Investment in instruments issued by a single issuer capped at 20% (e) Investment in sub investment grade instruments capped at 75% (f) Investment in non rated instruments capped at 25%.

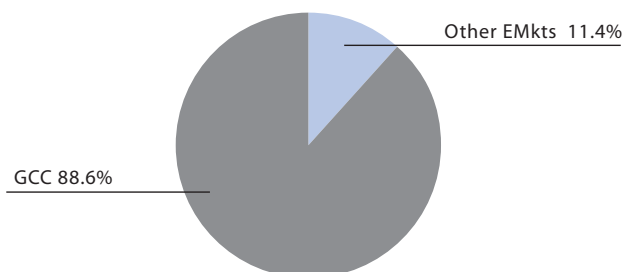
Overview and Outlook

The calendar year 2007 has been an extremely tough year for all forms of fixed income investments, however your fund closed the year up a solid 3.35% and 0.63% up over the past month. Despite the worst credit markets in recent history, the fund still had positive returns for the year showing the value of maintaining a long term high quality fixed income portfolio. The outlook for 2008 is clouded by global economic concerns; however the prospects of further monetary loosening by the Federal Reserve in the face of economic uncertainty will no doubt help in this regard.

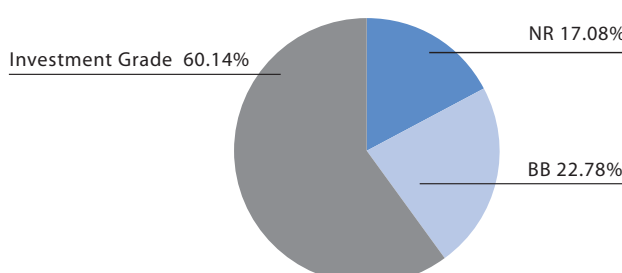
The best performing bond in your portfolio was our investment in the Sri Lanka sovereign, which rose 2.39%, over the course of December. Once again we have positioned the portfolio so as to try and minimize market volatility and to take advantage of a possible upturn in 2008.

Issued on 09 January, 2008

Regional Composition



Portfolio Rating Profile



Disclaimer: Performance data quoted represents past performance; past performance does not guarantee future results. The investment return and principal value of an investment will fluctuate so that an investor's shares, when redeemed, may be worth more or less than their original cost. Current performance of the Fund may be lower or higher than the performance quoted.