

## Makaseb Income Fund (MIF)

### Fund Description

Makaseb Income Fund (MIF) primarily seeks to provide current income along with the stability of capital. Fund's secondary objective is to seek income growth over the long term. The Fund aims to achieve its investment objective by investing in a diversified portfolio of fixed and floating rate investments originating from countries in the GCC, MENA, South Asia and other emerging economies.

### Fund Managers Commentary

**Makaseb Income Fund is +2.12% for the month of October and up 4.84% YTD 2013**

The Fund continues to outperforming its benchmark HSBC/NASDAQ Dubai Middle East index which is -0.1% YTD.

The dominant theme in October was the US budget impasse and debt ceiling negotiations which led to 2 week shutdown of the US government.

After September's no FED taper fuelled performance, financial markets were supported by the near-term satisfactory resolution of the fiscal situation in the US. Fixed Income returns were positive across the spectrum with US 10 year treasury yields traded below 2.5% during October as the expectations of Tapering have now been pushed back in light of the weaker Data and expected impact on Economic activity due to the US government shutdown.

The fund remains cautious at these levels as spreads have recovered and for the MENA region are tighter than pre-FED Tapering talk began in May. We will continue to actively manage rate risk by hedging the portfolio by shorting Treasury futures in-line with rate expectations and are currently hedged about 25% in the portfolio.

The fund ended the month with a cash balance of 6.6%, average rating of BBB and an average yield of 5.32%.

### Fund Returns

	MTD	YTD	1 Year	3 Years	SI	
MIF	2.12%	4.84%	7.27%	25.76%	27.79%	
Benchmark	1.20%	-0.10%	0.98%	17.02%	42.28%	
	2007	2008	2009	2010	2011	2012
MIF	2.11%	-21.59%	10.38%	12.08%	0.92%	19.93%
Benchmark	3.17%	-14.60%	17.96%	10.33%	6.43%	12.05%

### Top Holdings

Dubai Electricity & Wate	6.61%
Dubai Holding Comm Op	4.67%
Indosat Palapa Co Bv	4.56%
Topaz Marine Sa	4.27%
Jafz Sukuk Ltd	3.16%

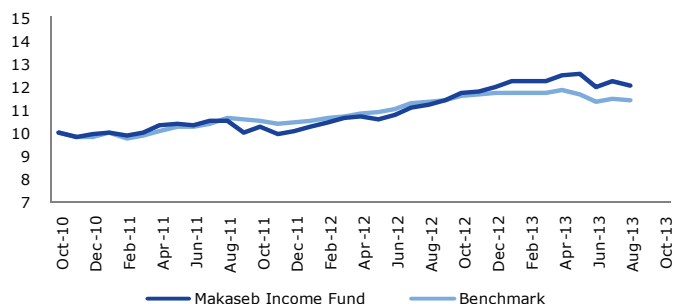
### Fund Statistics

Average Coupon	6.10
Fund Rating	BBB
Average Maturity	8.60
Average Yield	5.30
Modified Duration	3.63
CAGR Since Incep	3.23
1 year volatility	3.87
3 year volatility	8.85
Sharpe Ratio - 1 year	1.73
Sharpe Ratio - 3 year	2.85

### Monthly Performance (%)

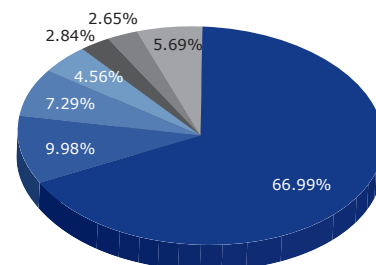
	Jan	Feb	Mar	Apr	May	Jun	Jul	Aug	Sep	Oct	Nov	Dec	Total
2013	1.82	0.27	-0.04	2.12	0.14	-4.25	1.78	-1.53	2.52	2.12	-	-	<b>4.84</b>
2012	1.79	2.09	1.99	0.24	-0.99	1.84	2.95	1.15	1.43	3.11	0.56	1.74	<b>19.93</b>
2011	0.87	-1.38	1.49	2.78	1.06	-0.82	1.91	-0.37	-4.60	2.54	-2.91	1.04	<b>0.92</b>
2010	1.21	-1.04	6.12	-0.45	-3.34	2.82	2.12	3.28	1.03	1.25	-1.96	1.14	<b>12.08</b>
2009	-7.06	-4.28	2.64	3.45	4.54	0.77	2.96	2.13	6.24	1.95	0.01	-2.94	<b>10.38</b>
2008	-1.04	-0.76	-0.32	0.15	0.22	0.12	0.27	-0.52	-3.68	-6.68	-9.80	-1.45	<b>-21.59</b>
2007	0.86	0.05	0.03	0.21	0.28	0.38	-0.64	0.69	0.61	0.60	-0.42	0.57	<b>2.11</b>
2006	-	-	-	-0.44	-0.10	-0.60	-0.04	-0.08	0.19	0.75	0.75	0.11	<b>0.53</b>

### Performance (Chart)



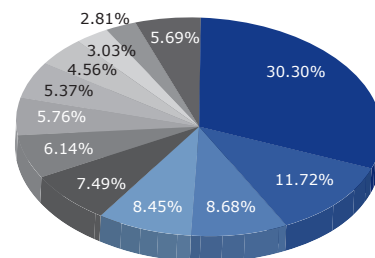
### Regional Allocation

- MENA (66.99%)
- South Asia (9.98%)
- CIS (7.29%)
- Asia (4.56%)
- Europe (2.84%)
- Africa (2.65%)
- Cash (5.69%)

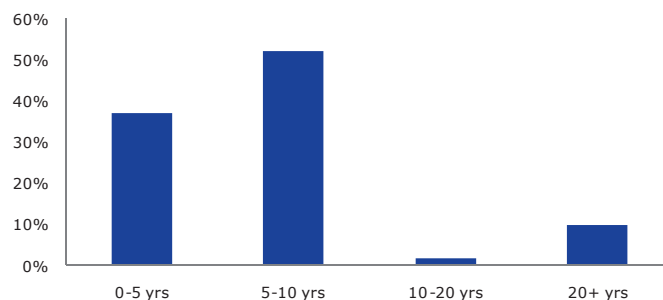


### Industry Allocation

- Financial (30.30%)
- Utilities (11.72%)
- Industrial (8.68%)
- Sovereign (8.45%)
- Conglomerate (7.49%)
- Real Estate (6.14%)
- Logistics (5.76%)
- Energy (5.37%)
- Telecom Services (4.56%)
- Diversified Finan Serv (3.03%)
- Chemicals (2.81%)
- Cash (5.69%)



### Maturity Profile



## Makaseb Income Fund (MIF)

### Fund Details

Fund size	USD 35.70 million
Fund Type	Open Ended
Inception Date	March 29, 2006
Domicile	Bahrain
Currency	USD
Benchmark	HSBC Nasdaq Dubai ME Investment Grade Index
Investment Manager	Mashreq Bank
Fund Manager	Abdul Kadir Hussain, CFA
Valuation Day	Each Business Day
Dealing Day (Subscription/Redemption)	Each Business Day
ISIN	BH000A0J3RR6

Bloomberg Ticker	MAKAINC BI
Zawya Code	MAKINCM.MF
Lipper ID	65038282
Minimum Subscription	USD 10,000 and in multiples of USD 1,000 thereafter
Subscription Fee	2%
Performance Fee	Nil
Management Fee	75 bps
Settlement for Subscriptions	2 Business Days prior to Dealing Day
Settlement for Redemption	5 Business Days after the Dealing Day
Notice Periods	2 Business Days each for Subscriptions and Redemptions

**Contact Us: Tel:** +9714 207 8811, **Email:** [assetmanagement@mashreqbank.com](mailto:assetmanagement@mashreqbank.com), **Web:** [www.mashreqassetmanagement.com](http://www.mashreqassetmanagement.com)

**Disclaimer:** This note has been prepared solely for information purposes. It does not constitute an investment advice, solicitation, offer or personal recommendation by Mashreq Asset Management or Mashreq Capital (DIFC) Limited ("MC"), or any of their related parties to buy or sell any securities, product, service or investment or to engage in or refrain from engaging in any transaction, particularly, in any jurisdiction where such an offer or solicitation would be illegal. Certain assumptions may have been made in the analysis that resulted in any information and results/returns detailed therein. No representation is made that any returns/results indicated would be achieved or that all assumptions in achieving these returns/results have been considered. Past performance is not necessarily indicative of future results. Neither Mashreq Asset Management nor MC warrant the accuracy of the information provided herein and views expressed in this document reflect the personal views of the analyst(s) which does not take account of individual clients' objectives, financial situations or needs. Investors are required to undertake their own assessment and seek appropriate financial, legal, tax and regulatory advice to determine whether this investment is appropriate for them in light of their experience, objectives, financial resources and other relevant circumstances. Mashreq Asset Management, MC nor any of their related parties accept any liability whatsoever for any direct, indirect, consequential or other loss arising from any use of this document and/or further communication in relation thereto. Mashreq Asset Management and MC do not accept any obligation to correct or update the information or opinions in this document; opinions expressed are subject to change without notice. This note is disseminated primarily electronically, and, in some cases, in printed form.

FOR THE DIFC-BASED FUND COVERED IN THIS NOTE, THE MATERIAL IS INTENDED ONLY FOR PROFESSIONAL CLIENTS, AND NOT FOR RETAIL CLIENTS, AS DEFINED BY THE DFSA RULES AND SHOULD NOT BE PROVIDED TO OR RELIED UPON BY ANY SUCH PERSON.

The above terms are indicative and do not constitute solicitation or an offer to sell to the public. This document is not intended to identify, represent or notify the conclusive terms and conditions of any transaction, other material considerations and any possible risks, direct or indirect, that would be involved in undertaking such a transaction. Mashreq Capital (DIFC) Ltd. is regulated by the DFSA